

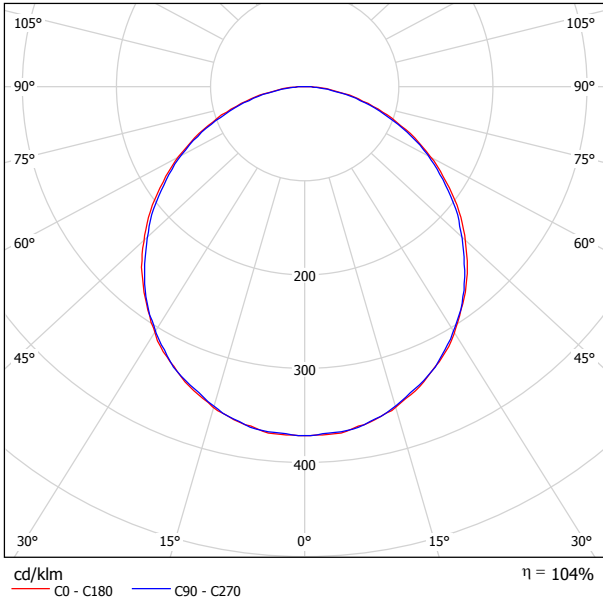


Operator  
Telephone  
Fax  
e-Mail

GlacialLight PL0606-WW-3000K-110D / Luminaire Data Sheet

Luminous emittance 1:

See our luminaire catalog for an image of the luminaire.



Luminaire classification according to CIE: 100  
CIE flux code: 48 79 96 100 104

Luminous emittance 1:

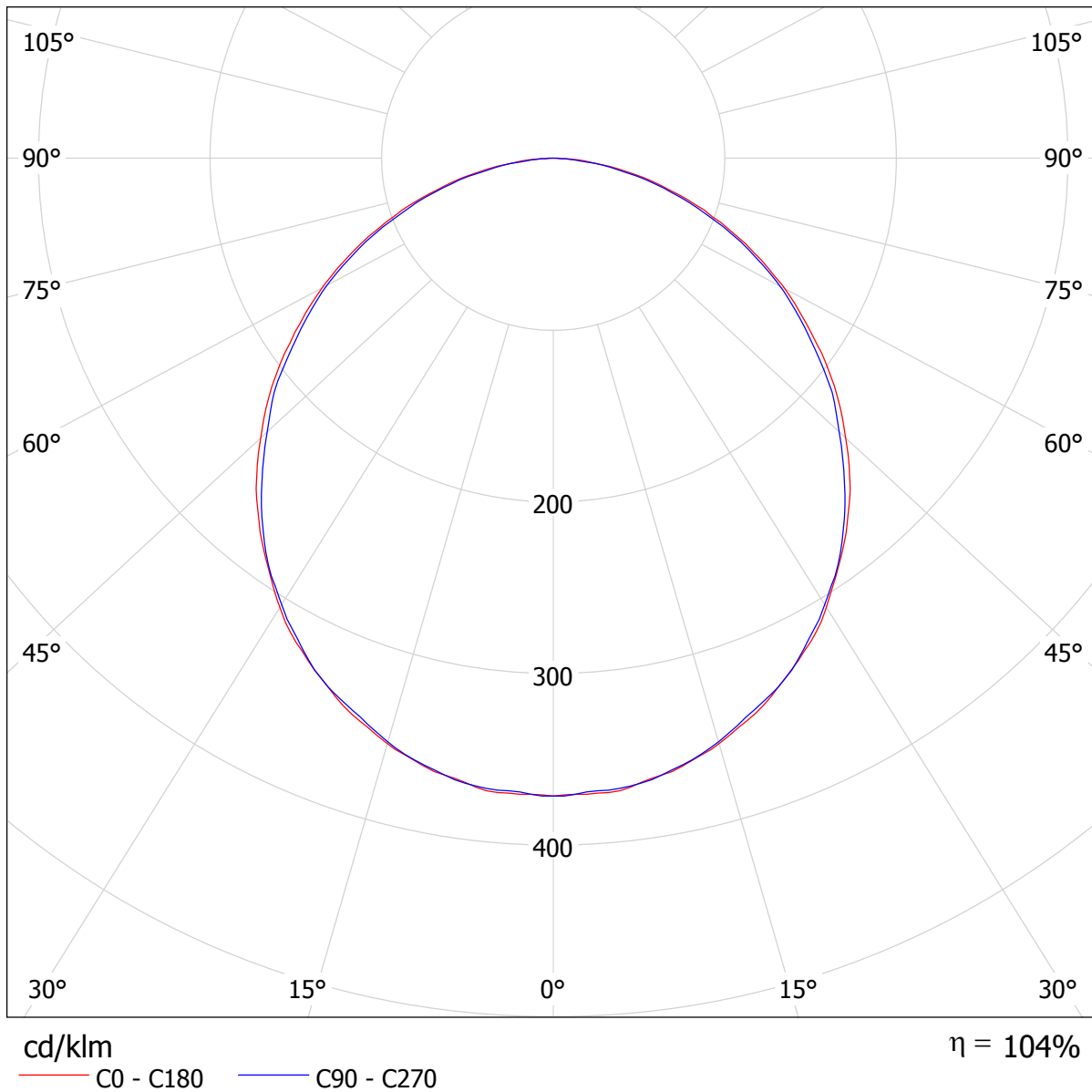
Glare Evaluation According to UGR												
p Ceiling		70	70	50	50	30	70	70	50	50	30	
p Walls		50	30	50	30	30	50	30	50	30	30	
p Floor		20	20	20	20	20	20	20	20	20	20	
Room Size X Y		Viewing direction at right angles to lamp axis					Viewing direction parallel to lamp axis					
2H	2H	16.9	18.2	17.2	18.4	18.6	16.8	18.1	17.1	18.4	18.6	
	3H	18.4	19.6	18.7	19.9	20.1	18.3	19.5	18.6	19.7	20.0	
	4H	19.0	20.1	19.3	20.4	20.7	18.9	20.0	19.2	20.3	20.5	
	6H	19.5	20.5	19.8	20.8	21.1	19.3	20.3	19.6	20.6	20.9	
	8H	19.6	20.6	20.0	20.9	21.2	19.4	20.4	19.8	20.7	21.0	
4H	12H	19.7	20.6	20.1	21.0	21.3	19.4	20.4	19.8	20.7	21.1	
	2H	17.5	18.6	17.8	18.9	19.2	17.5	18.6	17.8	18.9	19.2	
	3H	19.2	20.2	19.6	20.5	20.8	19.1	20.1	19.5	20.4	20.8	
	4H	19.9	20.8	20.3	21.1	21.5	19.8	20.7	20.2	21.0	21.4	
	6H	20.5	21.2	20.9	21.6	22.0	20.4	21.1	20.8	21.5	21.9	
8H	8H	20.7	21.4	21.1	21.8	22.2	20.5	21.2	21.0	21.6	22.0	
	12H	20.8	21.4	21.2	21.8	22.3	20.6	21.2	21.1	21.6	22.1	
	4H	20.2	20.9	20.6	21.3	21.7	20.1	20.8	20.5	21.2	21.6	
	6H	20.9	21.4	21.3	21.9	22.3	20.7	21.3	21.2	21.7	22.2	
	8H	21.1	21.6	21.6	22.1	22.5	21.0	21.5	21.5	21.9	22.4	
12H	12H	21.3	21.7	21.8	22.2	22.7	21.1	21.5	21.6	22.0	22.5	
	4H	20.2	20.8	20.7	21.2	21.7	20.1	20.7	20.6	21.2	21.6	
	6H	20.9	21.4	21.4	21.9	22.3	20.8	21.3	21.3	21.7	22.2	
8H	21.2	21.6	21.7	22.1	22.6	21.1	21.5	21.5	21.9	22.4		
Variation of the observer position for the luminaire distances S												
S = 1.0H		+0.1 / -0.1					+0.1 / -0.1					
S = 1.5H		+0.2 / -0.3					+0.2 / -0.4					
S = 2.0H		+0.4 / -0.6					+0.4 / -0.7					
Standard table		BK06					BK05					
Correction Summand		4.1					3.6					
Corrected Glare Indices referring to 3200lm Total Luminous Flux												



Operator  
Telephone  
Fax  
e-Mail

**GlacialLight PL0606-WW-3000K-110D / LDC (Polar)**

Luminaire: GlacialLight PL0606-WW-3000K-110D  
Lamps: 1 x PanelLight

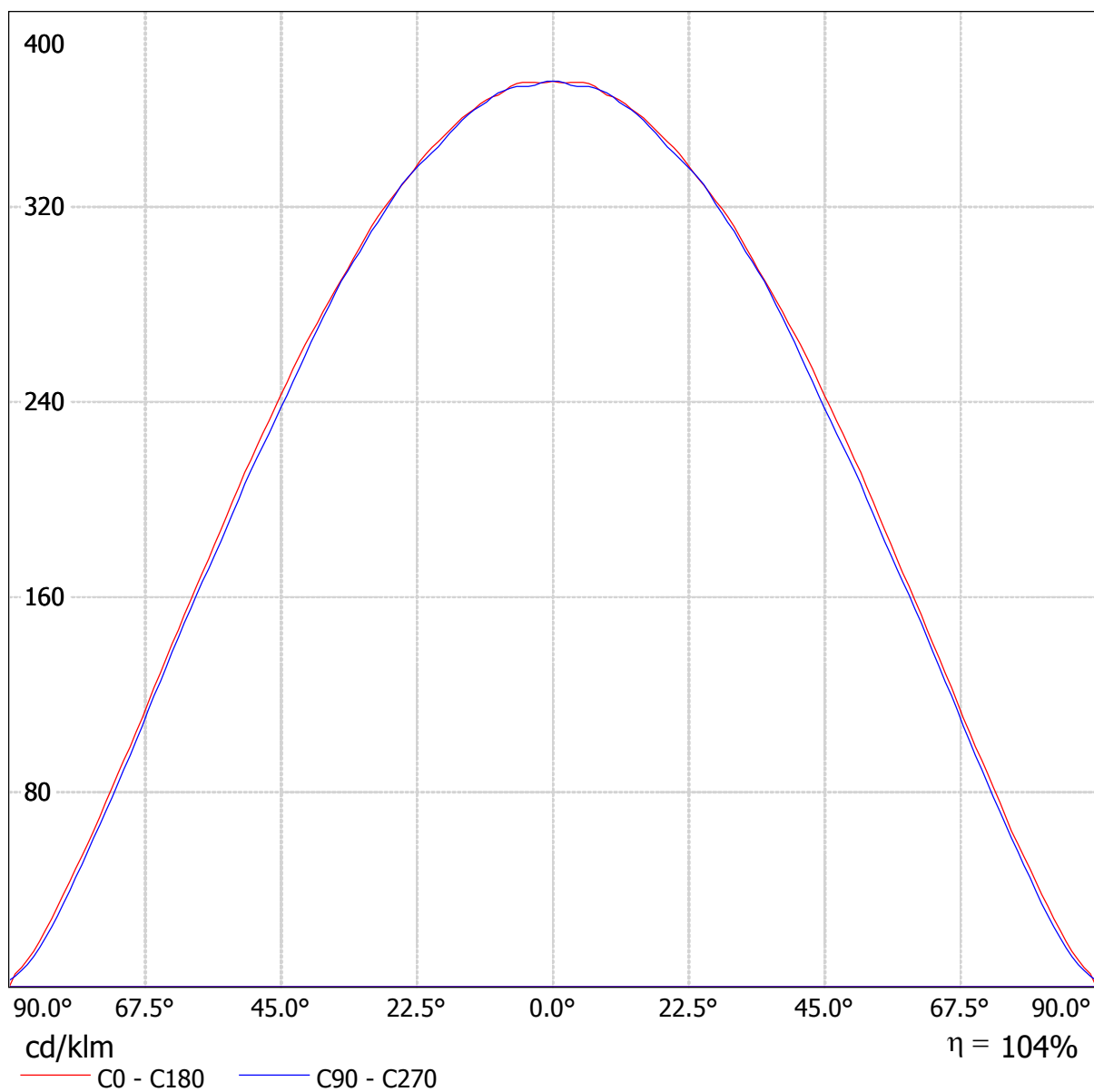




Operator  
Telephone  
Fax  
e-Mail

## GlacialLight PL0606-WW-3000K-110D / LDC (Linear)

Luminaire: GlacialLight PL0606-WW-3000K-110D  
Lamps: 1 x PanelLight





Operator  
Telephone  
Fax  
e-Mail

## GlacialLight PL0606-WW-3000K-110D / UGR-Table

Luminaire: GlacialLight PL0606-WW-3000K-110D

Lamps: 1 x PanelLight

Glare Evaluation According to UGR											
ρ Ceiling		70	70	50	50	30	70	70	50	50	30
ρ Walls		50	30	50	30	30	50	30	50	30	30
ρ Floor		20	20	20	20	20	20	20	20	20	20
Room Size X            Y		Viewing direction at right angles to lamp axis					Viewing direction parallel to lamp axis				
2H	2H	16.9	18.2	17.2	18.4	18.6	16.8	18.1	17.1	18.4	18.6
	3H	18.4	19.6	18.7	19.9	20.1	18.3	19.5	18.6	19.7	20.0
	4H	19.0	20.1	19.3	20.4	20.7	18.9	20.0	19.2	20.3	20.5
	6H	19.5	20.5	19.8	20.8	21.1	19.3	20.3	19.6	20.6	20.9
	8H	19.6	20.6	20.0	20.9	21.2	19.4	20.4	19.8	20.7	21.0
	12H	19.7	20.6	20.1	21.0	21.3	19.4	20.4	19.8	20.7	21.1
4H	2H	17.5	18.6	17.8	18.9	19.2	17.5	18.6	17.8	18.9	19.2
	3H	19.2	20.2	19.6	20.5	20.8	19.1	20.1	19.5	20.4	20.8
	4H	19.9	20.8	20.3	21.1	21.5	19.8	20.7	20.2	21.0	21.4
	6H	20.5	21.2	20.9	21.6	22.0	20.4	21.1	20.8	21.5	21.9
	8H	20.7	21.4	21.1	21.8	22.2	20.5	21.2	21.0	21.6	22.0
	12H	20.8	21.4	21.2	21.8	22.3	20.6	21.2	21.1	21.6	22.1
8H	4H	20.2	20.9	20.6	21.3	21.7	20.1	20.8	20.5	21.2	21.6
	6H	20.9	21.4	21.3	21.9	22.3	20.7	21.3	21.2	21.7	22.2
	8H	21.1	21.6	21.6	22.1	22.5	21.0	21.5	21.5	21.9	22.4
	12H	21.3	21.7	21.8	22.2	22.7	21.1	21.5	21.6	22.0	22.5
12H	4H	20.2	20.8	20.7	21.2	21.7	20.1	20.7	20.6	21.2	21.6
	6H	20.9	21.4	21.4	21.9	22.3	20.8	21.3	21.3	21.7	22.2
	8H	21.2	21.6	21.7	22.1	22.6	21.1	21.5	21.5	21.9	22.4
Variation of the observer position for the luminaire distances S											
S = 1.0H		+0.1 / -0.1					+0.1 / -0.1				
S = 1.5H		+0.2 / -0.3					+0.2 / -0.4				
S = 2.0H		+0.4 / -0.6					+0.4 / -0.7				
Standard table		BK06					BK05				
Correction Summand		4.1					3.6				
Corrected Glare Indices referring to 3200lm Total Luminous Flux											

The UGR values have been calculated according to CIE Publ. 117    Spacing-to-Height-Ratio = 0.25.



Operator  
Telephone  
Fax  
e-Mail

## GlacialLight PL0606-WW-3000K-110D / Glare Data Sheet

Luminaire: GlacialLight PL0606-WW-3000K-110D

Lamps: 1 x PanelLight

Glare Evaluation According to UGR												
ρ Ceiling		70	70	50	50	30	70	70	50	50	30	
ρ Walls		50	30	50	30	30	50	30	50	30	30	
ρ Floor		20	20	20	20	20	20	20	20	20	20	
Room Size X      Y		Viewing direction at right angles to lamp axis					Viewing direction parallel to lamp axis					
2H	2H	16.9	18.2	17.2	18.4	18.6	16.8	18.1	17.1	18.4	18.6	
	3H	18.4	19.6	18.7	19.9	20.1	18.3	19.5	18.6	19.7	20.0	
	4H	19.0	20.1	19.3	20.4	20.7	18.9	20.0	19.2	20.3	20.5	
	6H	19.5	20.5	19.8	20.8	21.1	19.3	20.3	19.6	20.6	20.9	
	8H	19.6	20.6	20.0	20.9	21.2	19.4	20.4	19.8	20.7	21.0	
4H	12H	19.7	20.6	20.1	21.0	21.3	19.4	20.4	19.8	20.7	21.1	
	2H	17.5	18.6	17.8	18.9	19.2	17.5	18.6	17.8	18.9	19.2	
	3H	19.2	20.2	19.6	20.5	20.8	19.1	20.1	19.5	20.4	20.8	
	4H	19.9	20.8	20.3	21.1	21.5	19.8	20.7	20.2	21.0	21.4	
	6H	20.5	21.2	20.9	21.6	22.0	20.4	21.1	20.8	21.5	21.9	
8H	8H	20.7	21.4	21.1	21.8	22.2	20.5	21.2	21.0	21.6	22.0	
	12H	20.8	21.4	21.2	21.8	22.3	20.6	21.2	21.1	21.6	22.1	
	4H	20.2	20.9	20.6	21.3	21.7	20.1	20.8	20.5	21.2	21.6	
	6H	20.9	21.4	21.3	21.9	22.3	20.7	21.3	21.2	21.7	22.2	
	8H	21.1	21.6	21.6	22.1	22.5	21.0	21.5	21.5	21.9	22.4	
12H	12H	21.3	21.7	21.8	22.2	22.7	21.1	21.5	21.6	22.0	22.5	
	4H	20.2	20.8	20.7	21.2	21.7	20.1	20.7	20.6	21.2	21.6	
	6H	20.9	21.4	21.4	21.9	22.3	20.8	21.3	21.3	21.7	22.2	
	8H	21.2	21.6	21.7	22.1	22.6	21.1	21.5	21.5	21.9	22.4	
Variation of the observer position for the luminaire distances S												
S = 1.0H		+0.1 / -0.1					+0.1 / -0.1					
S = 1.5H		+0.2 / -0.3					+0.2 / -0.4					
S = 2.0H		+0.4 / -0.6					+0.4 / -0.7					
Standard table		BK06					BK05					
Correction Summand		4.1					3.6					
Corrected Glare Indices referring to 3200lm Total Luminous Flux												

The UGR values have been calculated according to CIE Publ. 117 Spacing-to-Height-Ratio = 0.25.

