

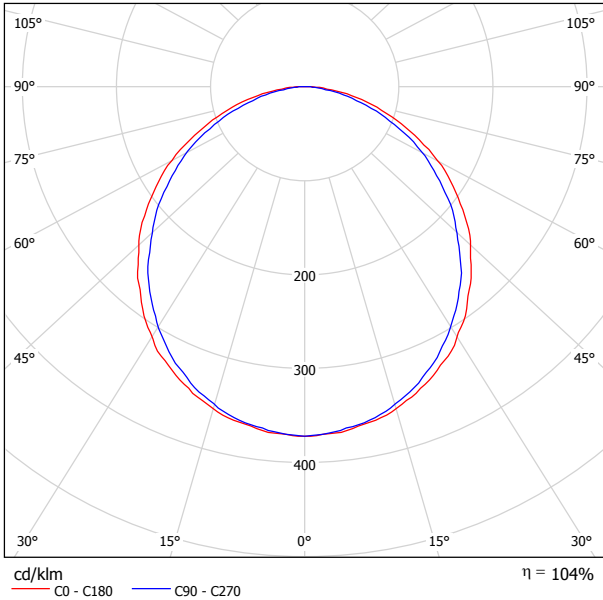


Operator
Telephone
Fax
e-Mail

GlacialLight PL0312-NW-4000K-110D / Luminaire Data Sheet

Luminous emittance 1:

See our luminaire catalog for an image of the luminaire.



Luminaire classification according to CIE: 100
CIE flux code: 48 80 96 100 104

Luminous emittance 1:

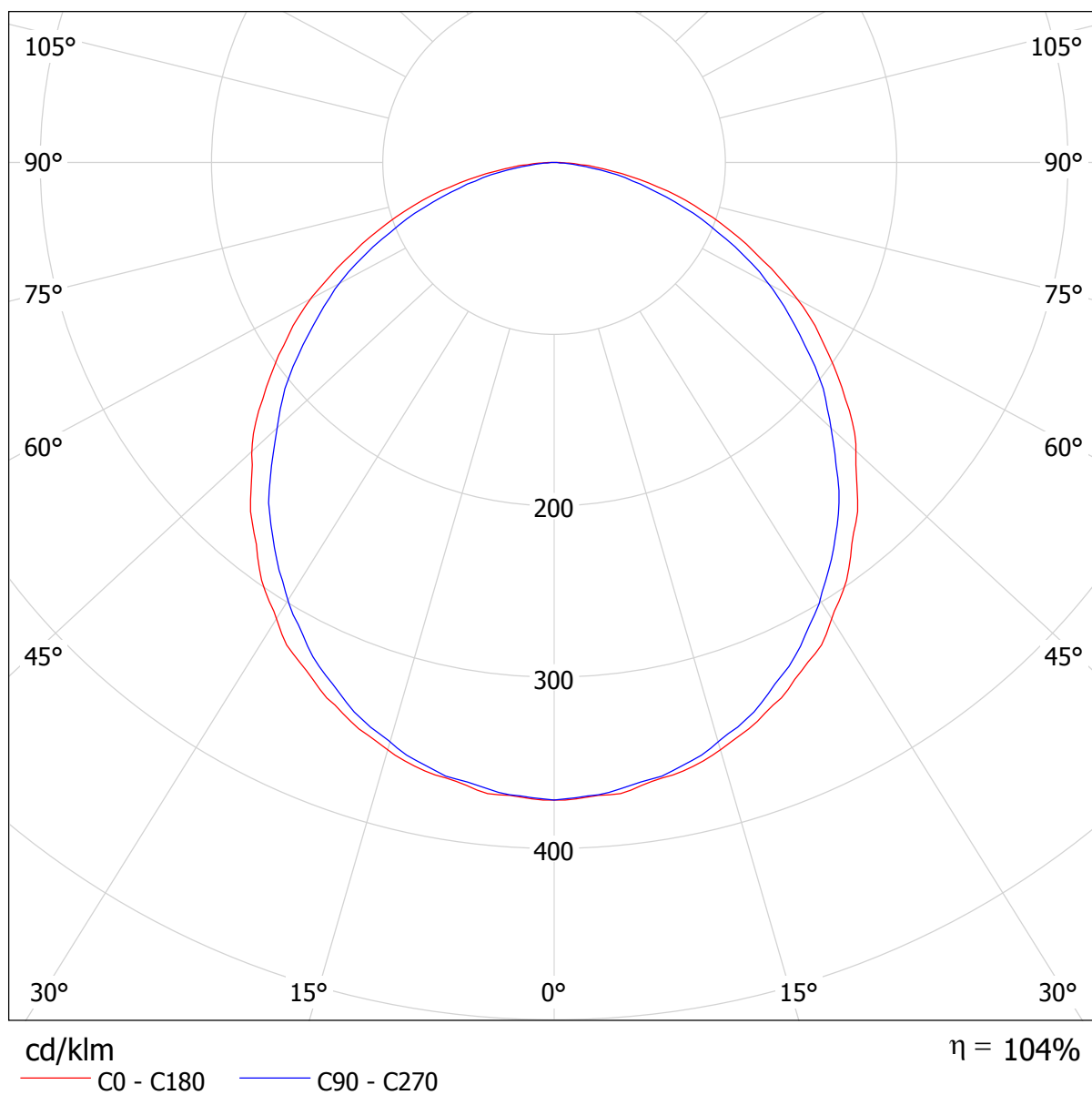
Glare Evaluation According to UGR												
p Ceiling		70	70	50	50	30	70	70	50	50	30	30
p Walls		50	30	50	30	30	50	30	50	30	30	30
p Floor		20	20	20	20	20	20	20	20	20	20	20
Room Size X Y		Viewing direction at right angles to lamp axis					Viewing direction parallel to lamp axis					
2H	2H	17.4	18.7	17.7	19.0	19.2	17.1	18.4	17.4	18.7	18.9	
	3H	18.9	20.1	19.3	20.4	20.7	18.5	19.7	18.8	19.9	20.2	
	4H	19.5	20.7	19.9	20.9	21.2	19.0	20.1	19.3	20.4	20.7	
	6H	19.9	21.0	20.3	21.3	21.6	19.3	20.3	19.6	20.6	20.9	
	8H	20.1	21.1	20.4	21.4	21.7	19.4	20.4	19.7	20.7	21.0	
	12H	20.1	21.1	20.5	21.4	21.8	19.4	20.3	19.8	20.7	21.0	
4H	2H	18.0	19.1	18.4	19.4	19.7	17.8	18.9	18.1	19.2	19.5	
	3H	19.7	20.7	20.1	21.0	21.3	19.3	20.3	19.7	20.6	21.0	
	4H	20.4	21.3	20.8	21.6	22.0	20.0	20.8	20.4	21.1	21.5	
	6H	21.0	21.7	21.4	22.1	22.5	20.4	21.1	20.8	21.5	21.9	
	8H	21.1	21.8	21.6	22.2	22.6	20.5	21.2	20.9	21.5	22.0	
	12H	21.2	21.8	21.7	22.3	22.7	20.5	21.1	21.0	21.6	22.0	
8H	4H	20.7	21.3	21.1	21.7	22.2	20.2	20.9	20.7	21.3	21.7	
	6H	21.3	21.9	21.8	22.3	22.7	20.8	21.3	21.2	21.7	22.2	
	8H	21.5	22.0	22.0	22.5	22.9	20.9	21.4	21.4	21.9	22.3	
	12H	21.7	22.1	22.2	22.6	23.1	21.0	21.4	21.5	21.9	22.4	
	4H	20.7	21.3	21.1	21.7	22.1	20.2	20.9	20.7	21.3	21.7	
	6H	21.3	21.8	21.8	22.3	22.7	20.8	21.3	21.3	21.7	22.2	
12H	8H	21.6	22.0	22.1	22.5	23.0	21.0	21.4	21.5	21.9	22.4	
	12H	21.6	22.0	22.1	22.5	23.0	21.0	21.4	21.5	21.9	22.4	
Variation of the observer position for the luminaire distances S												
S = 1.0H		+0.1 / -0.1					+0.1 / -0.1					
S = 1.5H		+0.2 / -0.3					+0.2 / -0.4					
S = 2.0H		+0.5 / -0.7					+0.5 / -0.8					
Standard table		BK05					BK05					
Correction Summand		4.2					3.7					
Corrected Glare Indices referring to 3400lm Total Luminous Flux												



Operator
Telephone
Fax
e-Mail

GlacialLight PL0312-NW-4000K-110D / LDC (Polar)

Luminaire: GlacialLight PL0312-NW-4000K-110D
Lamps: 1 x PanelLight

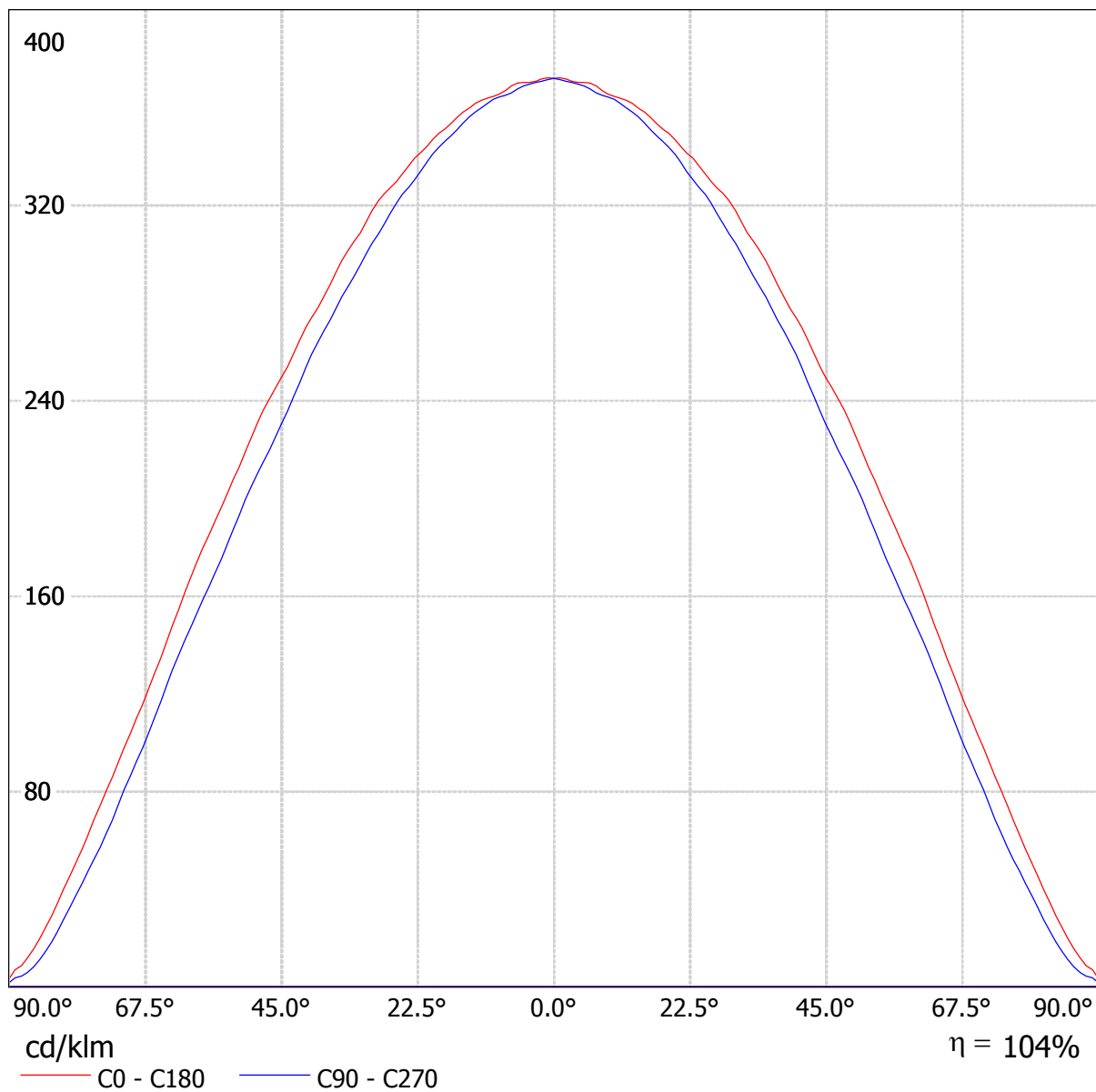




Operator
Telephone
Fax
e-Mail

GlacialLight PL0312-NW-4000K-110D / LDC (Linear)

Luminaire: GlacialLight PL0312-NW-4000K-110D
Lamps: 1 x PanelLight





Operator
Telephone
Fax
e-Mail

GlacialLight PL0312-NW-4000K-110D / UGR-Table

Luminaire: GlacialLight PL0312-NW-4000K-110D
Lamps: 1 x PanelLight

Glare Evaluation According to UGR											
ρ Ceiling		70	70	50	50	30	70	70	50	50	30
ρ Walls		50	30	50	30	30	50	30	50	30	30
ρ Floor		20	20	20	20	20	20	20	20	20	20
Room Size X Y		Viewing direction at right angles to lamp axis					Viewing direction parallel to lamp axis				
2H	2H	17.4	18.7	17.7	19.0	19.2	17.1	18.4	17.4	18.7	18.9
	3H	18.9	20.1	19.3	20.4	20.7	18.5	19.7	18.8	19.9	20.2
	4H	19.5	20.7	19.9	20.9	21.2	19.0	20.1	19.3	20.4	20.7
	6H	19.9	21.0	20.3	21.3	21.6	19.3	20.3	19.6	20.6	20.9
	8H	20.1	21.1	20.4	21.4	21.7	19.4	20.4	19.7	20.7	21.0
	12H	20.1	21.1	20.5	21.4	21.8	19.4	20.3	19.8	20.7	21.0
4H	2H	18.0	19.1	18.4	19.4	19.7	17.8	18.9	18.1	19.2	19.5
	3H	19.7	20.7	20.1	21.0	21.3	19.3	20.3	19.7	20.6	21.0
	4H	20.4	21.3	20.8	21.6	22.0	20.0	20.8	20.4	21.1	21.5
	6H	21.0	21.7	21.4	22.1	22.5	20.4	21.1	20.8	21.5	21.9
	8H	21.1	21.8	21.6	22.2	22.6	20.5	21.2	20.9	21.5	22.0
	12H	21.2	21.8	21.7	22.3	22.7	20.5	21.1	21.0	21.6	22.0
8H	4H	20.7	21.3	21.1	21.7	22.2	20.2	20.9	20.7	21.3	21.7
	6H	21.3	21.9	21.8	22.3	22.7	20.8	21.3	21.2	21.7	22.2
	8H	21.5	22.0	22.0	22.5	22.9	20.9	21.4	21.4	21.9	22.3
	12H	21.7	22.1	22.2	22.6	23.1	21.0	21.4	21.5	21.9	22.4
12H	4H	20.7	21.3	21.1	21.7	22.1	20.2	20.9	20.7	21.3	21.7
	6H	21.3	21.8	21.8	22.3	22.7	20.8	21.3	21.3	21.7	22.2
	8H	21.6	22.0	22.1	22.5	23.0	21.0	21.4	21.5	21.9	22.4
Variation of the observer position for the luminaire distances S											
S = 1.0H		+0.1 / -0.1					+0.1 / -0.1				
S = 1.5H		+0.2 / -0.3					+0.2 / -0.4				
S = 2.0H		+0.5 / -0.7					+0.5 / -0.8				
Standard table		BK05					BK05				
Correction Summand		4.2					3.7				
Corrected Glare Indices referring to 3400lm Total Luminous Flux											

The UGR values have been calculated according to CIE Publ. 117 Spacing-to-Height-Ratio = 0.25.



Operator
Telephone
Fax
e-Mail

GlacialLight PL0312-NW-4000K-110D / Glare Data Sheet

Luminaire: GlacialLight PL0312-NW-4000K-110D

Lamps: 1 x PanelLight

Glare Evaluation According to UGR												
ρ Ceiling		70	70	50	50	30	70	70	50	50	30	
ρ Walls		50	30	50	30	30	50	30	50	30	30	
ρ Floor		20	20	20	20	20	20	20	20	20	20	
Room Size X Y		Viewing direction at right angles to lamp axis					Viewing direction parallel to lamp axis					
2H	2H	17.4	18.7	17.7	19.0	19.2	17.1	18.4	17.4	18.7	18.9	
	3H	18.9	20.1	19.3	20.4	20.7	18.5	19.7	18.8	19.9	20.2	
	4H	19.5	20.7	19.9	20.9	21.2	19.0	20.1	19.3	20.4	20.7	
	6H	19.9	21.0	20.3	21.3	21.6	19.3	20.3	19.6	20.6	20.9	
	8H	20.1	21.1	20.4	21.4	21.7	19.4	20.4	19.7	20.7	21.0	
	12H	20.1	21.1	20.5	21.4	21.8	19.4	20.3	19.8	20.7	21.0	
4H	2H	18.0	19.1	18.4	19.4	19.7	17.8	18.9	18.1	19.2	19.5	
	3H	19.7	20.7	20.1	21.0	21.3	19.3	20.3	19.7	20.6	21.0	
	4H	20.4	21.3	20.8	21.6	22.0	20.0	20.8	20.4	21.1	21.5	
	6H	21.0	21.7	21.4	22.1	22.5	20.4	21.1	20.8	21.5	21.9	
	8H	21.1	21.8	21.6	22.2	22.6	20.5	21.2	20.9	21.5	22.0	
	12H	21.2	21.8	21.7	22.3	22.7	20.5	21.1	21.0	21.6	22.0	
8H	4H	20.7	21.3	21.1	21.7	22.2	20.2	20.9	20.7	21.3	21.7	
	6H	21.3	21.9	21.8	22.3	22.7	20.8	21.3	21.2	21.7	22.2	
	8H	21.5	22.0	22.0	22.5	22.9	20.9	21.4	21.4	21.9	22.3	
	12H	21.7	22.1	22.2	22.6	23.1	21.0	21.4	21.5	21.9	22.4	
12H	4H	20.7	21.3	21.1	21.7	22.1	20.2	20.9	20.7	21.3	21.7	
	6H	21.3	21.8	21.8	22.3	22.7	20.8	21.3	21.3	21.7	22.2	
	8H	21.6	22.0	22.1	22.5	23.0	21.0	21.4	21.5	21.9	22.4	
Variation of the observer position for the luminaire distances S												
S = 1.0H S = 1.5H S = 2.0H		+0.1 / -0.1 +0.2 / -0.3 +0.5 / -0.7					+0.1 / -0.1 +0.2 / -0.4 +0.5 / -0.8					
Standard table		BK05					BK05					
Correction Summand		4.2					3.7					
Corrected Glare Indices referring to 3400lm Total Luminous Flux												

The UGR values have been calculated according to CIE Publ. 117 Spacing-to-Height-Ratio = 0.25.

