

<http://www.glaciallight.com>

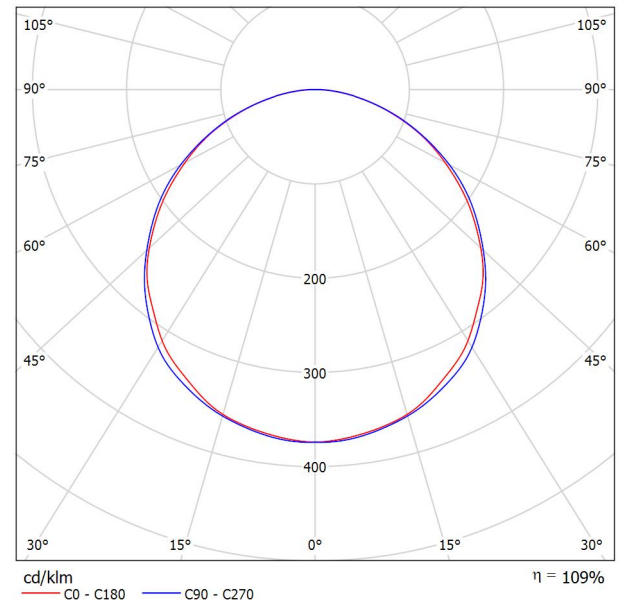
 7 F, No. 352, Sec. 2, Zhongshan Rd., Zhonghe Dist., New Taipei City,
Taiwan, 235, R.O.C.

 Operator
Telephone +886 2 2244-1227
Fax +886 2 2244-1228
e-Mail sales@GlacialLight.com

GlacialLight GL-PL0606-V2-WW-3000K-110D / Luminaire Data Sheet

Luminous emittance 1:

See our luminaire catalog for an image of the luminaire.



Luminaire classification according to CIE: 100
CIE flux code: 47 78 95 100 109

Luminous emittance 1:

Glare Evaluation According to UGR												
ρ Ceiling		70	70	50	50	30	70	70	50	50	30	
ρ Walls		50	30	50	30	30	50	30	50	30	30	
ρ Floor		20	20	20	20	20	20	20	20	20	20	
Room Size X Y		Viewing direction at right angles to lamp axis					Viewing direction parallel to lamp axis					
2H	2H	16.8	18.2	17.1	18.4	18.6	17.0	18.3	17.3	18.5	18.8	
	3H	18.4	19.6	18.7	19.8	20.1	18.5	19.7	18.8	20.0	20.3	
	4H	19.0	20.1	19.3	20.4	20.7	19.1	20.3	19.5	20.5	20.8	
	6H	19.4	20.5	19.8	20.8	21.1	19.6	20.6	19.9	20.9	21.2	
	8H	19.6	20.6	20.0	20.9	21.3	19.7	20.8	20.1	21.1	21.4	
4H	12H	19.7	20.7	20.1	21.0	21.4	19.8	20.8	20.2	21.2	21.5	
	2H	17.5	18.6	17.8	18.9	19.2	17.6	18.8	18.0	19.0	19.3	
	3H	19.2	20.2	19.6	20.5	20.9	19.3	20.3	19.7	20.6	21.0	
	4H	20.0	20.8	20.4	21.2	21.5	20.1	21.0	20.5	21.3	21.7	
	6H	20.5	21.3	21.0	21.7	22.1	20.7	21.4	21.1	21.8	22.2	
8H	8H	20.8	21.5	21.2	21.9	22.3	20.9	21.6	21.3	22.0	22.4	
	12H	20.9	21.6	21.4	22.0	22.4	21.1	21.7	21.5	22.1	22.5	
	4H	20.3	21.0	20.7	21.4	21.8	20.4	21.1	20.8	21.5	21.9	
	6H	21.0	21.6	21.4	22.0	22.4	21.1	21.7	21.6	22.1	22.6	
	8H	21.3	21.8	21.8	22.2	22.7	21.4	21.9	21.9	22.4	22.8	
12H	12H	21.5	21.9	22.0	22.4	22.9	21.7	22.1	22.2	22.6	23.1	
	4H	20.3	20.9	20.7	21.3	21.8	20.4	21.0	20.8	21.4	21.9	
	6H	21.1	21.6	21.5	22.0	22.5	21.2	21.7	21.7	22.1	22.6	
8H	21.4	21.8	21.9	22.3	22.8	21.5	22.0	22.0	22.4	22.9		
Variation of the observer position for the luminaire distances S												
S = 1.0H		+0.1 / -0.1					+0.1 / -0.1					
S = 1.5H		+0.2 / -0.4					+0.2 / -0.3					
S = 2.0H		+0.4 / -0.7					+0.4 / -0.7					
Standard table		BK06					BK06					
Correction		4.4					4.6					
Summand												
Corrected Glare Indices referring to 3650lm Total Luminous Flux												

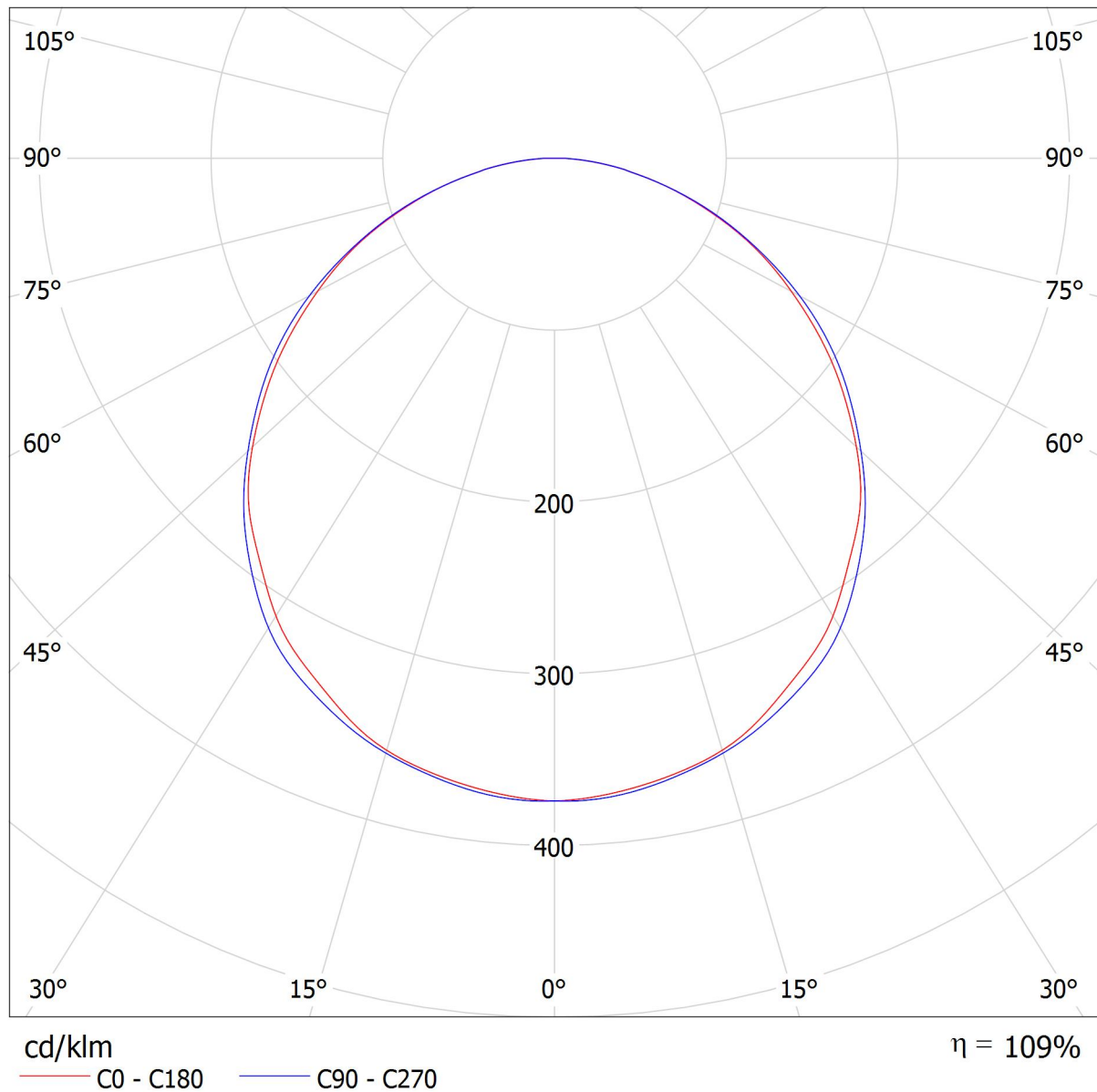
<http://www.glaciallight.com>

7 F, No. 352, Sec. 2, Zhongshan Rd., Zhonghe Dist., New Taipei City,
Taiwan, 235, R.O.C.

Operator
Telephone +886 2 2244-1227
Fax +886 2 2244-1228
e-Mail sales@GlacialLight.com

GlacialLight GL-PL0606-V2-WW-3000K-110D / LDC (Polar)

Luminaire: GlacialLight GL-PL0606-V2-WW-3000K-110D
Lamps: 1 x Panel Light (GL-PL0606-V2)



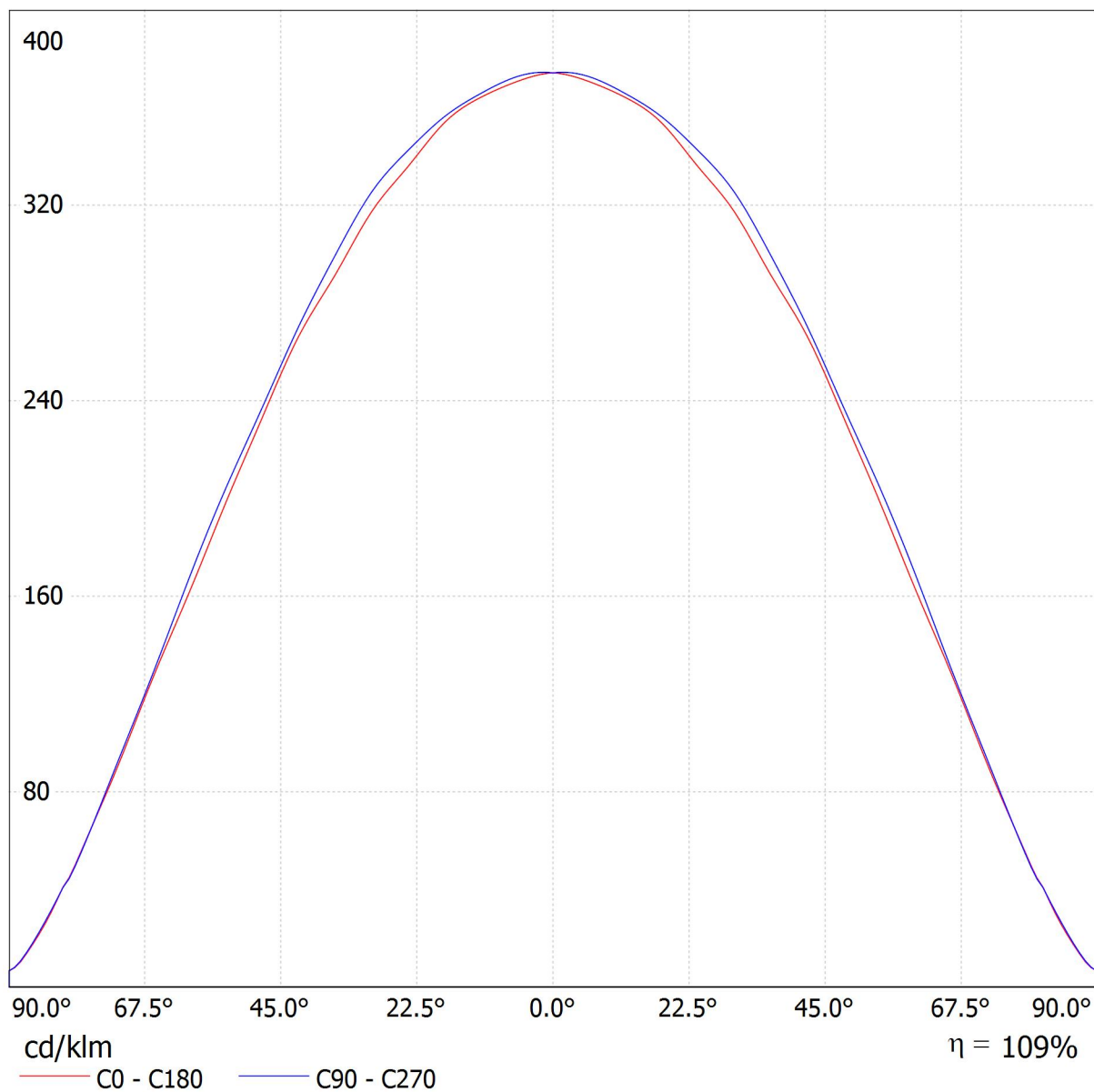
<http://www.glaciallight.com>

7 F, No. 352, Sec. 2, Zhongshan Rd., Zhonghe Dist., New Taipei City,
Taiwan, 235, R.O.C.

Operator
Telephone +886 2 2244-1227
Fax +886 2 2244-1228
e-Mail sales@GlacialLight.com

GlacialLight GL-PL0606-V2-WW-3000K-110D / LDC (Linear)

Luminaire: GlacialLight GL-PL0606-V2-WW-3000K-110D
Lamps: 1 x Panel Light (GL-PL0606-V2)



<http://www.glaciallight.com>

 7 F, No. 352, Sec. 2, Zhongshan Rd., Zhonghe Dist., New Taipei City,
 Taiwan, 235, R.O.C.

 Operator
 Telephone +886 2 2244-1227
 Fax +886 2 2244-1228
 e-Mail sales@GlacialLight.com

GlacialLight GL-PL0606-V2-WW-3000K-110D / UGR-Table

 Luminaire: GlacialLight GL-PL0606-V2-WW-3000K-110D
 Lamps: 1 x Panel Light (GL-PL0606-V2)

Glare Evaluation According to UGR											
ρ Ceiling		70	70	50	50	30	70	70	50	50	30
ρ Walls		50	30	50	30	30	50	30	50	30	30
ρ Floor		20	20	20	20	20	20	20	20	20	20
Room Size X Y		Viewing direction at right angles to lamp axis					Viewing direction parallel to lamp axis				
2H	2H	16.8	18.2	17.1	18.4	18.6	17.0	18.3	17.3	18.5	18.8
	3H	18.4	19.6	18.7	19.8	20.1	18.5	19.7	18.8	20.0	20.3
	4H	19.0	20.1	19.3	20.4	20.7	19.1	20.3	19.5	20.5	20.8
	6H	19.4	20.5	19.8	20.8	21.1	19.6	20.6	19.9	20.9	21.2
	8H	19.6	20.6	20.0	20.9	21.3	19.7	20.8	20.1	21.1	21.4
	12H	19.7	20.7	20.1	21.0	21.4	19.8	20.8	20.2	21.2	21.5
4H	2H	17.5	18.6	17.8	18.9	19.2	17.6	18.8	18.0	19.0	19.3
	3H	19.2	20.2	19.6	20.5	20.9	19.3	20.3	19.7	20.6	21.0
	4H	20.0	20.8	20.4	21.2	21.5	20.1	21.0	20.5	21.3	21.7
	6H	20.5	21.3	21.0	21.7	22.1	20.7	21.4	21.1	21.8	22.2
	8H	20.8	21.5	21.2	21.9	22.3	20.9	21.6	21.3	22.0	22.4
	12H	20.9	21.6	21.4	22.0	22.4	21.1	21.7	21.5	22.1	22.5
8H	4H	20.3	21.0	20.7	21.4	21.8	20.4	21.1	20.8	21.5	21.9
	6H	21.0	21.6	21.4	22.0	22.4	21.1	21.7	21.6	22.1	22.6
	8H	21.3	21.8	21.8	22.2	22.7	21.4	21.9	21.9	22.4	22.8
	12H	21.5	21.9	22.0	22.4	22.9	21.7	22.1	22.2	22.6	23.1
12H	4H	20.3	20.9	20.7	21.3	21.8	20.4	21.0	20.8	21.4	21.9
	6H	21.1	21.6	21.5	22.0	22.5	21.2	21.7	21.7	22.1	22.6
	8H	21.4	21.8	21.9	22.3	22.8	21.5	22.0	22.0	22.4	22.9
Variation of the observer position for the luminaire distances S											
S = 1.0H		+0.1 / -0.1					+0.1 / -0.1				
S = 1.5H		+0.2 / -0.4					+0.2 / -0.3				
S = 2.0H		+0.4 / -0.7					+0.4 / -0.7				
Standard table		BK06					BK06				
Correction Summand		4.4					4.6				
Corrected Glare Indices referring to 3650lm Total Luminous Flux											

The UGR values have been calculated according to CIE Publ. 117 Spacing-to-Height-Ratio = 0.25.

<http://www.glaciallight.com>

7 F, No. 352, Sec. 2, Zhongshan Rd., Zhonghe Dist., New Taipei City,
Taiwan, 235, R.O.C.

Operator
Telephone +886 2 2244-1227
Fax +886 2 2244-1228
e-Mail sales@GlacialLight.com

GlacialLight GL-PL0606-V2-WW-3000K-110D / LDC Data Sheet

Luminaire: GlacialLight GL-
PL0606-V2-WW-3000K-110D

Lamps: 1 x Panel Light (GL-
PL0606-V2)

