

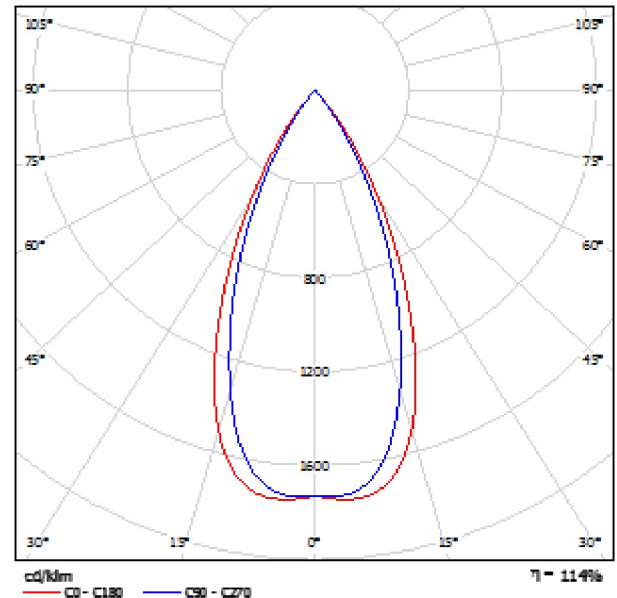
<http://www.glaciallight.com>

 7F, No.352, Sec. 2, Zhongshan Rd., Zhonghe Dist., New Taipei City,
Taiwan, 235, R.O.C.

 Operator
Telephone +886 2 2244-1227
Fax +886 2 2244-1241
e-Mail sales@GlacialLight.com

GlacialLight GL-FL35-CW-5000K-40D Lens-no lampshade / Luminaire Data Sheet

Luminous emittance 1:

 See our luminaire catalog for an image of the
luminaire.

 Luminaire classification according to CIE: 100
CIE flux code: 99 99 99 100 115

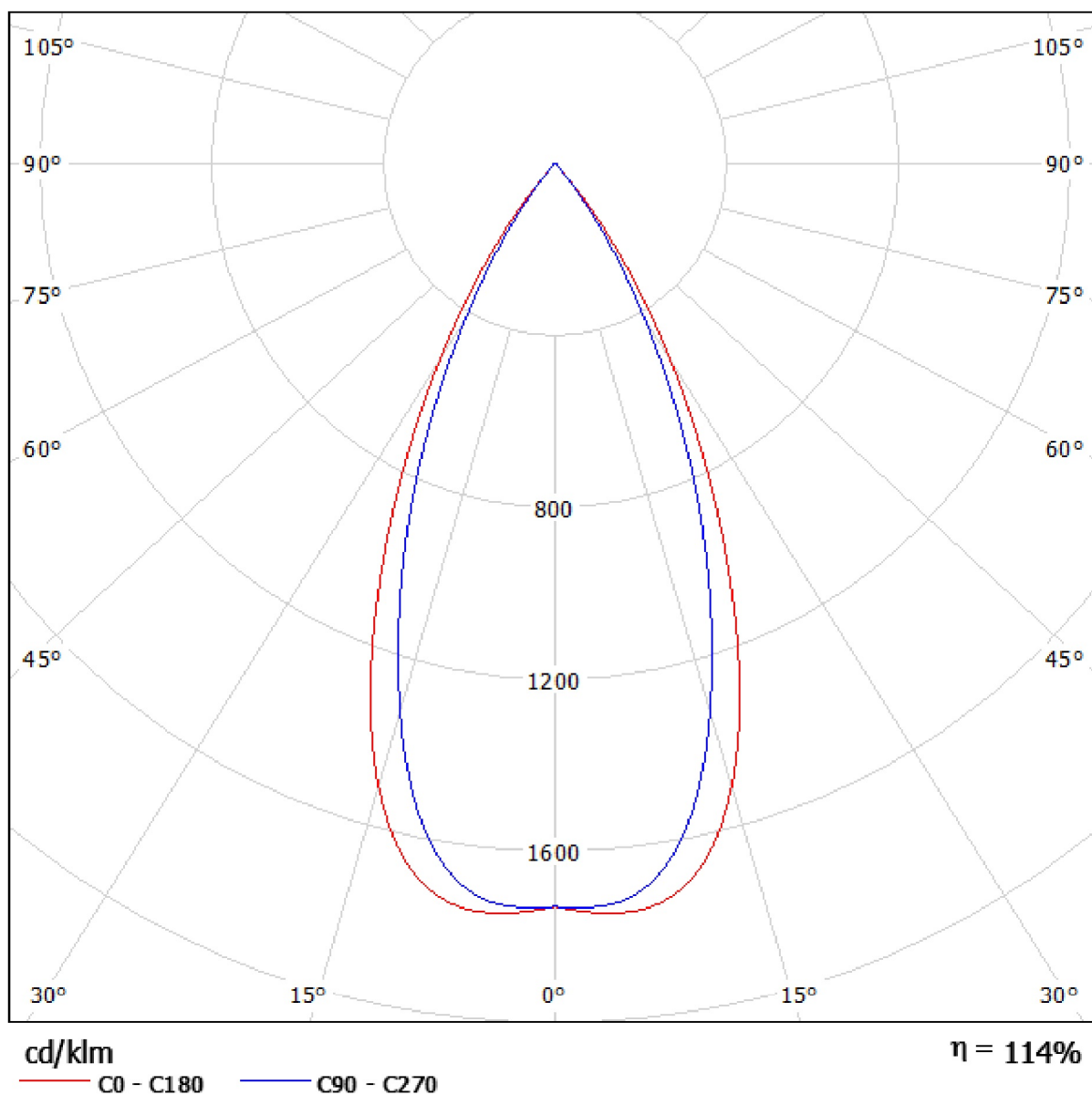
Luminous emittance 1:

Glare Evaluation According to UGR											
p. Ceiling		70	70	50	50	30	70	70	50	50	30
p. Walls		50	50	50	50	30	50	50	50	50	30
p. Floor		20	20	20	20	20	20	20	20	20	20
Room Size X Y		Viewing direction at right angles to lamp axis					Viewing direction parallel to lamp axis				
2H	2H	15.8	16.3	15.9	16.4	15.8	14.0	14.7	14.3	14.9	15.1
	3H	15.5	16.1	15.6	16.2	15.5	13.9	14.5	14.2	14.7	15.0
	4H	15.4	16.0	15.7	16.2	15.5	13.9	14.5	14.3	14.7	15.0
	6H	15.4	15.9	15.7	16.2	15.5	13.9	14.4	14.3	14.7	15.0
	12H	15.4	15.9	15.8	16.2	15.5	14.0	14.4	14.3	14.7	15.0
4H	2H	15.4	16.0	15.7	16.2	15.5	13.8	14.4	14.1	14.8	14.8
	3H	15.3	15.9	15.6	16.1	15.4	13.7	14.2	14.1	14.5	14.8
	4H	15.3	15.7	15.6	16.0	15.3	13.6	14.2	14.1	14.5	14.8
	6H	15.3	15.6	15.7	16.0	15.3	13.6	14.2	14.2	14.5	14.9
	12H	15.3	15.6	15.7	16.0	15.4	13.9	14.2	14.3	14.6	14.9
6H	2H	15.4	15.8	15.6	16.0	15.4	13.9	14.2	14.4	14.6	15.0
	3H	15.2	15.5	15.6	15.8	15.2	13.7	14.0	14.1	14.3	14.7
	4H	15.2	15.4	15.7	15.9	15.3	13.6	14.0	14.2	14.4	14.9
	6H	15.3	15.5	15.6	15.9	15.4	13.9	14.1	14.3	14.5	15.0
	12H	15.4	15.8	15.9	16.0	15.5	14.0	14.1	14.5	14.8	15.1
12H	4H	15.1	15.4	15.6	15.8	15.2	13.7	13.9	14.1	14.3	14.7
	6H	15.2	15.4	15.7	15.8	15.3	13.8	13.9	14.2	14.4	14.9
	8H	15.3	15.4	15.8	15.9	15.4	13.9	14.0	14.4	14.5	15.0
Variation of the observer position for the luminaire distance S											
S = 1.0H		+5.7 / -5.5					+5.4 / -5.7				
S = 1.5H		+6.5 / -7.2					+6.2 / -5.9				
S = 2.0H		+10.5 / -7.4					+10.2 / -6.4				
Standard table		5000					5000				
Correction Summand		-2.3					-3.8				
Corrected Glare Indices referring to 2700lm Total Luminous Flux											

<http://www.glaciallight.com>7F, No.352, Sec. 2, Zhongshan Rd., Zhonghe Dist., New Taipei City,
Taiwan, 235, R.O.C.Operator
Telephone +886 2 2244-1227
Fax +886 2 2244-1241
e-Mail sales@GlacialLight.com**GlacialLight GL-FL35-CW-5000K-40D Lens-no lampshade / LDC (Polar)**

Luminaire: GlacialLight GL-FL35-CW-5000K-40D Lens-no lampshade

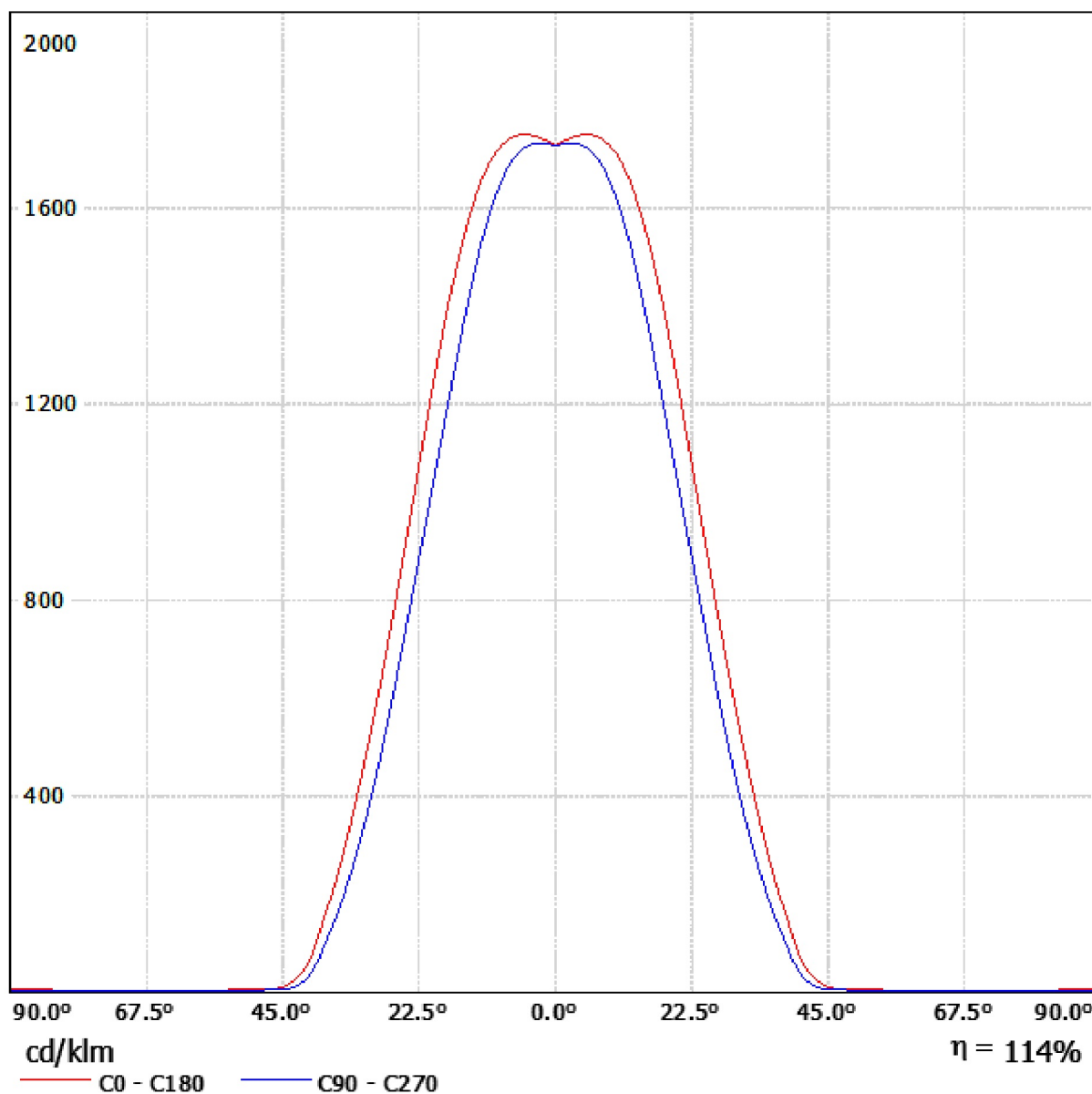
Lamps: 1 x Flood Light



<http://www.glaciallight.com>7F, No.352, Sec. 2, Zhongshan Rd., Zhonghe Dist., New Taipei City,
Taiwan, 235, R.O.C.Operator
Telephone +886 2 2244-1227
Fax +886 2 2244-1241
e-Mail sales@GlacialLight.com**GlacialLight GL-FL35-CW-5000K-40D Lens-no lampshade / LDC (Linear)**

Luminaire: GlacialLight GL-FL35-CW-5000K-40D Lens-no lampshade

Lamps: 1 x Flood Light



<http://www.glaciallight.com>

 7F, No.352, Sec. 2, Zhongshan Rd., Zhonghe Dist., New Taipei City,
Taiwan, 235, R.O.C.

 Operator
Telephone +886 2 2244-1227
Fax +886 2 2244-1241
e-Mail sales@GlacialLight.com

GlacialLight GL-FL35-CW-5000K-40D Lens-no lampshade / UGR-Table

Luminaire: GlacialLight GL-FL35-CW-5000K-40D Lens-no lampshade

Lamps: 1 x Flood Light

Glare Evaluation According to UGR											
ρ Ceiling		70	70	50	50	30	70	70	50	50	30
ρ Walls		50	30	50	30	30	50	30	50	30	30
ρ Floor		20	20	20	20	20	20	20	20	20	20
Room Size X Y		Viewing direction at right angles to lamp axis					Viewing direction parallel to lamp axis				
2H	2H	15.6	16.3	15.9	16.4	16.6	14.0	14.7	14.3	14.9	15.1
	3H	15.5	16.1	15.8	16.3	16.5	13.9	14.5	14.2	14.7	15.0
	4H	15.4	16.0	15.7	16.2	16.5	13.9	14.5	14.2	14.7	15.0
	6H	15.4	15.9	15.7	16.2	16.5	13.9	14.5	14.3	14.7	15.0
	8H	15.4	15.9	15.7	16.2	16.5	13.9	14.4	14.3	14.7	15.0
	12H	15.4	15.9	15.8	16.2	16.5	14.0	14.4	14.3	14.7	15.0
4H	2H	15.4	16.0	15.7	16.2	16.5	13.8	14.4	14.1	14.6	14.9
	3H	15.3	15.8	15.6	16.1	16.4	13.7	14.2	14.1	14.5	14.8
	4H	15.3	15.7	15.6	16.0	16.3	13.8	14.2	14.1	14.5	14.8
	6H	15.3	15.6	15.7	16.0	16.3	13.8	14.2	14.2	14.5	14.9
	8H	15.3	15.6	15.7	16.0	16.4	13.9	14.2	14.3	14.6	14.9
	12H	15.4	15.6	15.8	16.0	16.4	13.9	14.2	14.4	14.6	15.0
8H	4H	15.2	15.5	15.6	15.8	16.2	13.7	14.0	14.1	14.3	14.7
	6H	15.2	15.4	15.7	15.9	16.3	13.8	14.0	14.2	14.4	14.9
	8H	15.3	15.5	15.8	15.9	16.4	13.9	14.1	14.3	14.5	15.0
	12H	15.4	15.6	15.9	16.0	16.5	14.0	14.1	14.5	14.6	15.1
12H	4H	15.1	15.4	15.6	15.8	16.2	13.7	13.9	14.1	14.3	14.7
	6H	15.2	15.4	15.7	15.8	16.3	13.8	13.9	14.2	14.4	14.9
	8H	15.3	15.4	15.8	15.9	16.4	13.9	14.0	14.4	14.5	15.0
Variation of the observer position for the luminaire distances S											
S = 1.0H		+5.7 / -6.5					+5.4 / -5.7				
S = 1.5H		+8.5 / -7.2					+8.2 / -5.9				
S = 2.0H		+10.5 / -7.4					+10.2 / -6.4				
Standard table		BK00					BK00				
Correction Summand		-2.3					-3.8				
Corrected Glare Indices referring to 3780lm Total Luminous Flux											

The UGR values have been calculated according to CIE Publ. 117 Spacing-to-Height-Ratio = 0.25.

<http://www.glaciallight.com>

 7F, No.352, Sec. 2, Zhongshan Rd., Zhonghe Dist., New Taipei City,
Taiwan, 235, R.O.C.

 Operator
Telephone +886 2 2244-1227
Fax +886 2 2244-1241
e-Mail sales@GlacialLight.com

GlacialLight GL-FL35-CW-5000K-40D Lens-no lampshade / Glare Data Sheet

 Luminaire: GlacialLight GL-FL35-
CW-5000K-40D Lens-no
lampshade

Lamps: 1 x Flood Light

Glare Evaluation According to UGR											
p Ceiling	70	70	50	50	30	70	70	50	50	30	
p Walls	50	30	50	30	30	50	30	50	30	30	
p Floor	20	20	20	20	20	20	20	20	20	20	
Room Size X Y		Viewing direction at right angles to lamp axis					Viewing direction parallel to lamp axis				
2H	2H	15.6	16.3	15.9	16.4	16.6	14.0	14.7	14.3	14.9	15.1
	3H	15.5	16.1	15.8	16.3	16.5	13.9	14.5	14.2	14.7	15.0
	4H	15.4	16.0	15.7	16.2	16.5	13.9	14.5	14.2	14.7	15.0
	6H	15.4	15.9	15.7	16.2	16.5	13.9	14.5	14.3	14.7	15.0
	8H	15.4	15.9	15.7	16.2	16.5	13.9	14.4	14.3	14.7	15.0
	12H	15.4	15.9	15.8	16.2	16.5	14.0	14.4	14.3	14.7	15.0
4H	2H	15.4	16.0	15.7	16.2	16.5	13.8	14.4	14.1	14.6	14.9
	3H	15.3	15.8	15.6	16.1	16.4	13.7	14.2	14.1	14.5	14.8
	4H	15.3	15.7	15.6	16.0	16.3	13.8	14.2	14.1	14.5	14.8
	6H	15.3	15.6	15.7	16.0	16.3	13.8	14.2	14.2	14.5	14.9
	8H	15.3	15.6	15.7	16.0	16.4	13.9	14.2	14.3	14.6	14.9
	12H	15.4	15.6	15.8	16.0	16.4	13.9	14.2	14.4	14.6	15.0
8H	4H	15.2	15.5	15.6	15.8	16.2	13.7	14.0	14.1	14.3	14.7
	6H	15.2	15.4	15.7	15.9	16.3	13.8	14.0	14.2	14.4	14.9
	8H	15.3	15.5	15.8	15.9	16.4	13.9	14.1	14.3	14.5	15.0
	12H	15.4	15.6	15.9	16.0	16.5	14.0	14.1	14.5	14.6	15.1
12H	4H	15.1	15.4	15.6	15.8	16.2	13.7	13.9	14.1	14.3	14.7
	6H	15.2	15.4	15.7	15.8	16.3	13.8	13.9	14.2	14.4	14.9
	8H	15.3	15.4	15.8	15.9	16.4	13.9	14.0	14.4	14.5	15.0
Variation of the observer position for the luminaire distances S											
S = 1.0H		+5.7 / -6.5					+5.4 / -5.7				
S = 1.5H		+8.5 / -7.2					+8.2 / -5.9				
S = 2.0H		+10.5 / -7.4					+10.2 / -6.4				
Standard table		BK00					BK00				
Correction											
Summand		-2.3					-3.8				
Corrected Glare Indices referring to 3780lm Total Luminous Flux											

The UGR values have been calculated according to CIE Publ. 117 Spacing-to-Height-Ratio = 0.25.

