

LED Down Light High Color Quality, CRI Min. 90 GL-DL04 Series



Features

- CRI (Minimum) 90.
- CQS (Typ.) 93.
- TM-30-15 Rf (Typ.) 92.
- TM-30-15 Rg (Typ.) 100.
- For indoor use only.
- All-in-one bulb and fixture.
- Slim, compact, and fashionable design.
- Low power consumption.
- Eco-friendly: RoHS Compliant, No UV or IR radiation.
- 2 Year Warranty.
- Passed IEC 60598-1(2008) 、 IEC 60695-2-11; 850°C glow wire test. (optional)



Specifications

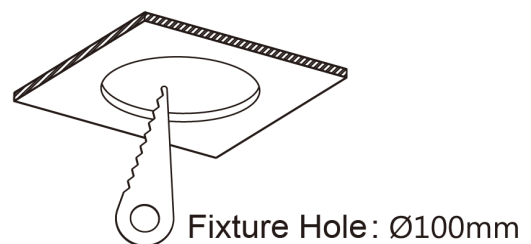
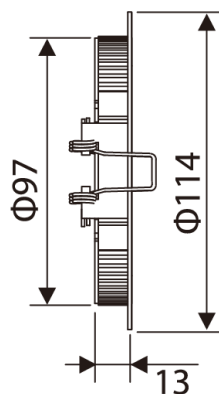
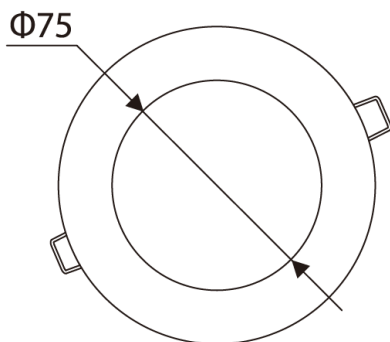
GL-DL04 (Non-Dimmable)

Type	GL-DL04-WW
Energy Used	7.5 W
Rated Life	30,000 Hours
Input Voltage	100-240V AC
CCT (color)	3000K
Luminous Flux	410 lm
System Efficacy	55 lm/W
CRI (Minimum)	90
CQS (Typ.)	93
TM-30-15 Rf (Typ.)	92
TM-30-15 Rg (Typ.)	100
Beam Angle	110°
Dimension	Φ114 x 13mm
IP Rating	IP40
Operation Temperature	-20°C ~ +40°C
Bundled Driver	GP-CCP008N-21C-P01 (Driver Output : Constant Current 350mA, 2-21V)
Net. Weight	220 g (with driver)
Package	20 Boxes / Carton
Fixture Hole	Φ 100 mm

* All specifications apply to the fixture assembly as a whole.

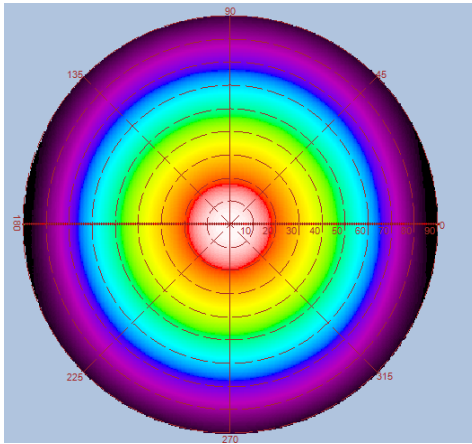
Due to the slight variations in the testing environment such as differences in ambient temperature or test equipment calibration, specifications are statistical reference values and may not match the actual technical parameters of an individual product.

Outline / Dimension

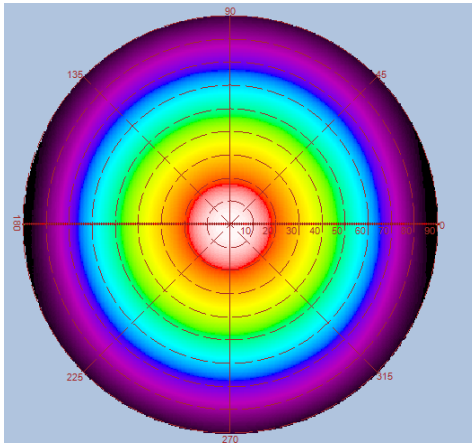
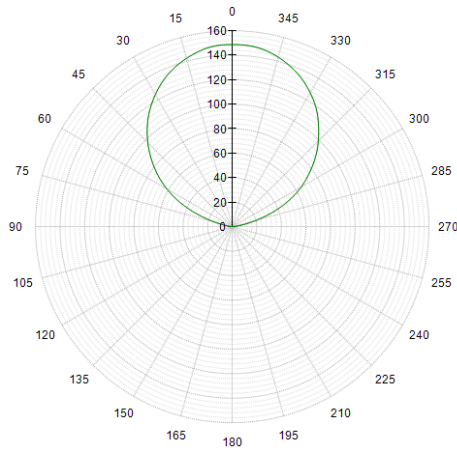


Luminous Intensity Distribution Diagram

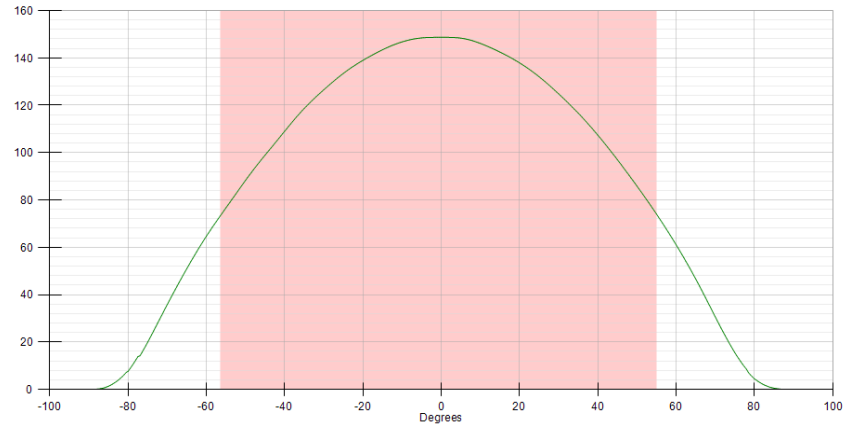
GL-DL04 – WW /CCT : 3000K



光强度 (Candela)



光强度 (Candela)



Height	E Avg.	E Max.	Diameter
1.0M	204 Lx	206 Lx	293 cm
2.0M	46 Lx	48 Lx	587 cm
3.0M	19 Lx	20 Lx	881 cm
4.0M	10 Lx	11 Lx	1174 cm
5.0M	6 Lx	7 Lx	1468 cm

