



DALI (Digital Addressable Lighting Interface) is an international standard, popular lighting control protocol BUS, with digital addressing dimming, stable, various dimming ways, easy to install.

GL-DA02 adopt standard DALI dimming signal to transform 10V PWM dimming signal or transform DC 0/1-10V dimming signal. It is Compatibility with IEC 62386 standard. Compared with traditional LED dimming way, have a wide range of dimming, various dimming way, high precision dimming, can inquire the state of lamps.

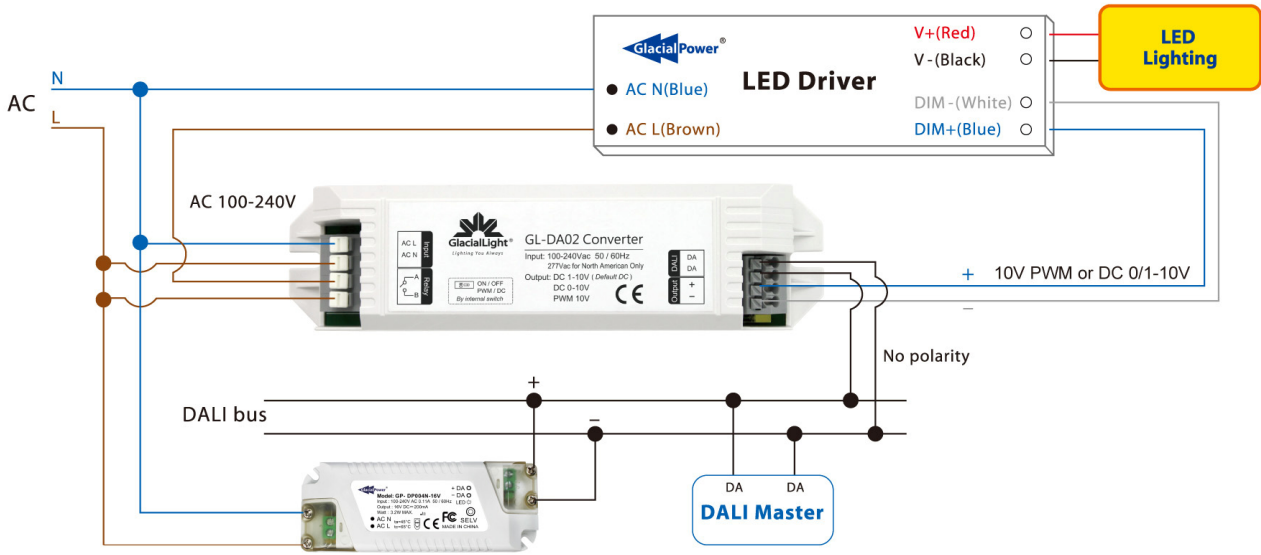
GL-DA02 is a DALI to PWM/DC 0-10V/DC 1-10V converter which is suitable for the control of 3 in 1 (DC/PWM/Resistor) dimmable drivers. It can switch ON and OFF the driver, provide 0.1%-100% duty cycle of PWM signal to the dimmable driver to control the light level according to the DALI commands.

Features

- Compatibility with IEC 62386 standard (Part 206)
- DALI signal line regardless of pole
- Screw-less connector, easy to install
- Selectable output for PWM / DC 0-10V / DC 1-10V
- Selectable dimming curve for logarithm or linear
- Build-in Relay to turn ON/OFF driver completely
- 3 years warranty

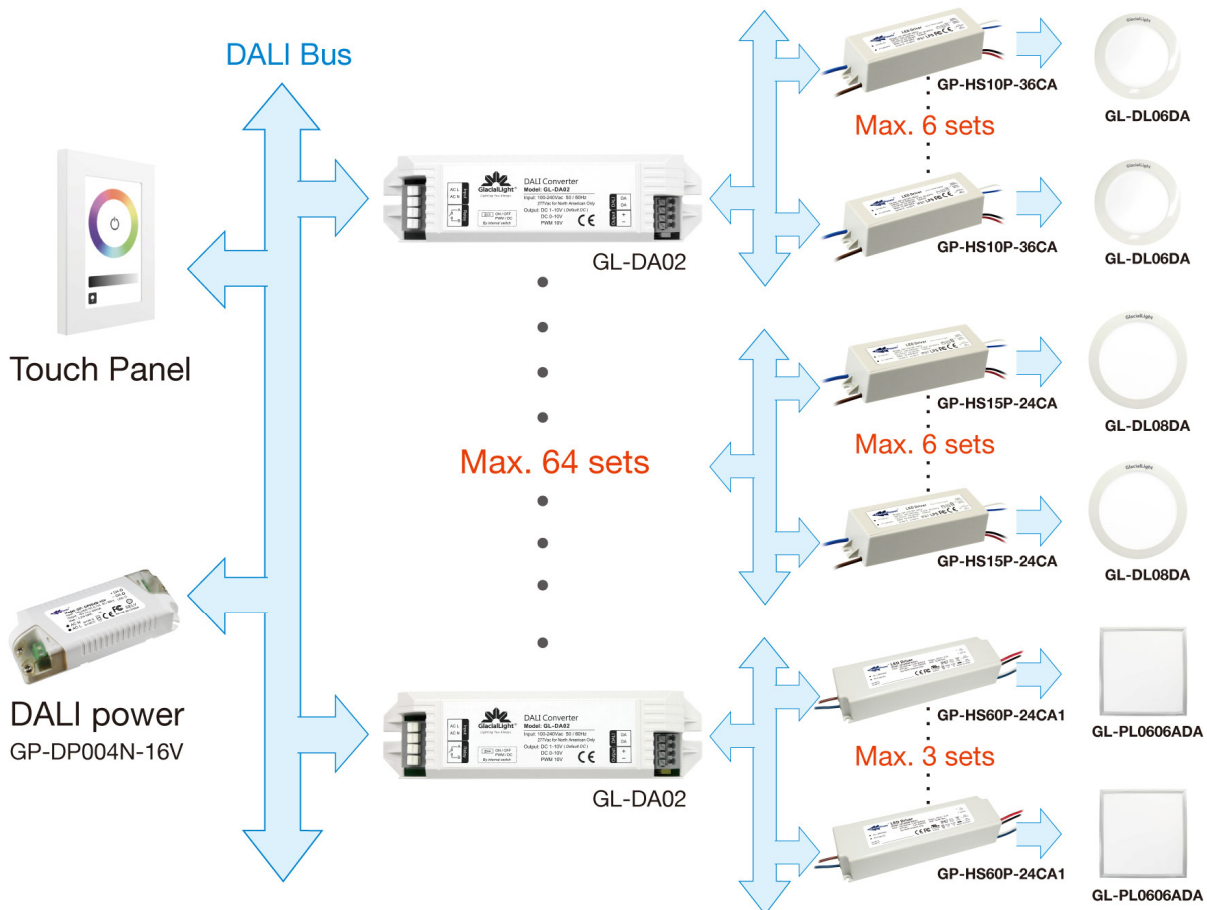


GL-DA02 Connection

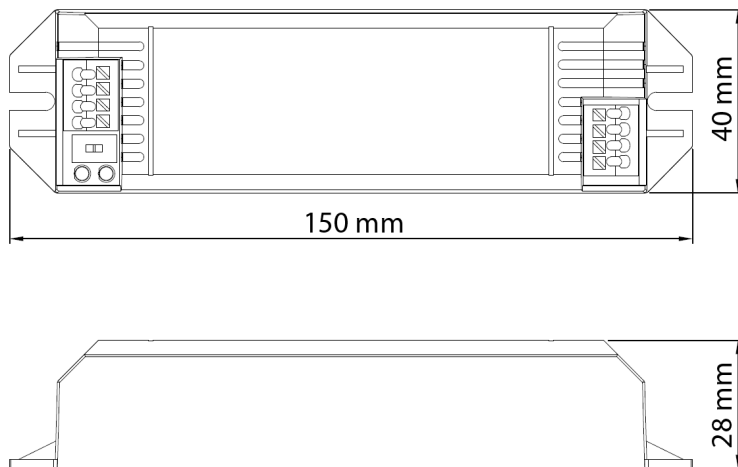


GL-DA02 Capability

LED driver	HS10P series	HS15P series	HS60P series	RS26 series	RS35 series	RS45 series	RS60 series
Number of drives (Max)	6-sets	6-sets	3-sets	3- sets	3- sets	3- sets	3- sets



Outline / Dimension



Electrical Specifications

Electrical Specification	MIN.	TYP.	MAX.
Input Voltage (VAC)	90		290
Power Consumption (W)		1.6	3
DALI Bus Current Consumption (mA)			2
Suitable Electric Wire (AWG)	22		16
PWM Frequency(Hz)		500	
PWM High Level Voltage (VDC)	9.5	10	10.5
PWM Low Level Voltage (VDC)		0	
PWM Output current sourcing (mA)	-60		60
DC 0/1-10V output accuracy		±3%	
DC Output current sourcing (mA)	-5		60
Other Functional Description			
Compatibility DALI Standard	IEC 62386 (Part 102 & Part 206)		
DALI Input reversed protection	Yes		
Number of output channel	1		
Output PWM Short Protection	Yes		
Weight	100g ±10%		
Dimensions (L×W×H)	150×40×28mm; 92g/pcs		
Operating Temperature Range	-20~+40°C		
Relay Switch (1 channel)	2A / Max inrush current 70A		

DALI Declaration of Factory Variables (for Part 102)

VARIABLE	DEFAULT VALUE	RESET VALUE	RANGE OF VALIDITY
"ACTUAL DIM LEVEL"	254	254	0, MIN LEVEL – MAX LEVEL
"POWER ON LEVEL"	254	254	0 – 255 ("MASK")
"SYSTEM FAILURE LEVEL"	254	254	0 – 255 ("MASK")
"MIN LEVEL"	"PHYSICAL MIN LEVEL"	"PHYSICAL MIN LEVEL"	PHYSICAL MIN LEVEL – MAX LEVEL
"MAX LEVEL"	254	254	MIN LEVEL - 254
"FADE RATE"	7 (45 steps/s)	7 (45 steps/s)	1 - 15
"FADE TIME"	0 (no fade)	0 (no fade)	0 - 15
"SHORT ADDRESS"	255 ("MASK")	no change	0 – 63 255 ("MASK")
"SEARCH ADDRESS"	FF FF FF	FF FF FF	00 00 00 – FF FF FF
"RANDOM ADDRESS"	FF FF FF	FF FF FF	00 00 00 – FF FF FF
"GROUP 0-7"	0000 0000 (no group)	0000 0000 (no group)	0 - 255
"GROUP 8-15"	0000 0000 (no group)	0000 0000 (no group)	0 - 255
"SCENE 0-15"	255 ("MASK")	255 ("MASK")	0 – 255 ("MASK")
"STATUS INFORMATION"	1??0 ????	0?10 0???	0 - 255
"VERSION NUMBER"	1	no change	Factory burn-in
? actual value depend on the operation status			

DALI Declaration of Factory Variables (for Part 206)

VARIABLE	DEFAULT VALUE	RESET VALUE	RECEIVED COMMAND-230	RANGE OF VALIDITY
DIMMING CURVE	0	No change	0	0–1; (2–255 reserved)
CONVERTER FEATURES	0011 1101	No change	0011 1101	Factory-defined
FAILURE STATUS	0000 0000	No change	0000 0000	0–255
CONVERTER STATUS	0000 0000	No change	0000 0000	0–255
EXTENDED VERSION NUMBER	1	No change	1	Factory-defined
DEVICE TYPE	5	No change	5	Factory-defined
PHYSICAL MIN LEVEL	1	No change	1	1–253