

<http://www.glaciallight.com>

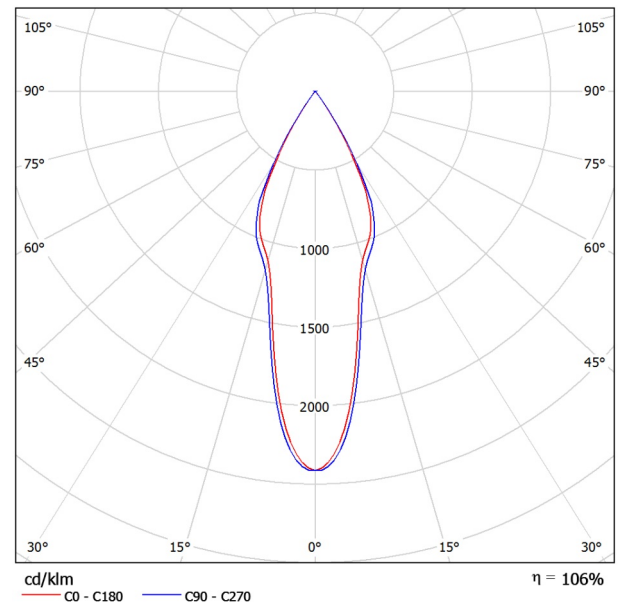
7F, No.352, Sec. 2, Zhongshan Rd., Zhonghe Dist., New Taipei City,
Taiwan, 235, R.O.C.

Operator
Telephone +886 2 2244-1227
Fax +886 2 2244-1241
e-Mail sales@GlacialLight.com

GL-BL150-CW-5000K-60D Lens-Lux enhance / Luminaire Data Sheet

Luminous emittance 1:

See our luminaire catalog for an image of the luminaire.



Luminaire classification according to CIE: 100
CIE flux code: 99 99 100 100 107

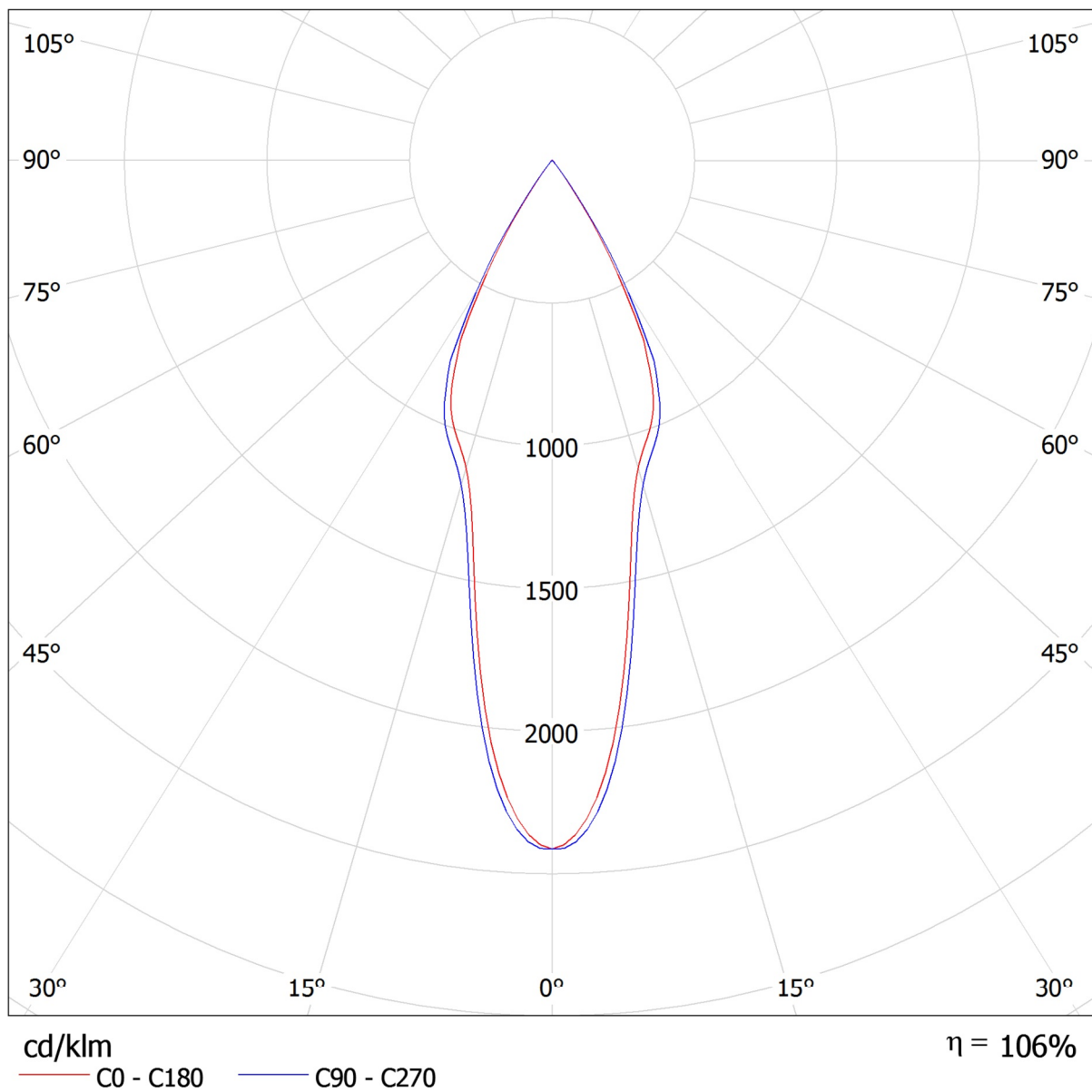
Luminous emittance 1:

Glare Evaluation According to UGR											
p Ceiling		70	70	50	50	30	70	70	50	50	30
p Walls		50	30	50	30	30	50	30	50	30	30
p Floor		20	20	20	20	20	20	20	20	20	20
Room Size X Y		Viewing direction at right angles to lamp axis					Viewing direction parallel to lamp axis				
2H	2H	12.1	12.7	12.3	12.9	13.1	13.1	13.7	13.3	13.9	14.1
	3H	12.0	12.5	12.2	12.8	13.0	13.0	13.6	13.3	13.8	14.0
	4H	11.9	12.5	12.2	12.7	13.0	12.9	13.5	13.2	13.7	14.0
	6H	11.8	12.4	12.2	12.6	12.9	12.9	13.4	13.2	13.6	13.9
	8H	11.8	12.3	12.1	12.6	12.9	12.8	13.3	13.2	13.6	13.9
4H	12H	11.8	12.2	12.1	12.5	12.9	12.8	13.3	13.1	13.6	13.9
	2H	11.9	12.4	12.2	12.7	12.9	12.9	13.4	13.2	13.7	13.9
	3H	11.8	12.2	12.1	12.5	12.8	12.8	13.2	13.1	13.5	13.8
	4H	11.7	12.1	12.1	12.4	12.8	12.7	13.1	13.1	13.4	13.8
	6H	11.7	12.0	12.1	12.4	12.7	12.7	13.0	13.1	13.4	13.7
8H	8H	11.6	11.9	12.1	12.3	12.7	12.6	12.9	13.1	13.3	13.7
	12H	11.6	11.9	12.0	12.3	12.7	12.6	12.9	13.0	13.3	13.7
	4H	11.6	11.9	12.0	12.3	12.7	12.6	12.9	13.0	13.3	13.7
	6H	11.6	11.8	12.0	12.2	12.7	12.6	12.8	13.0	13.2	13.6
	8H	11.6	11.7	12.0	12.2	12.6	12.5	12.7	13.0	13.2	13.6
12H	12H	11.5	11.7	12.0	12.1	12.6	12.5	12.6	13.0	13.1	13.6
	4H	11.6	11.8	12.0	12.2	12.6	12.6	12.8	13.0	13.2	13.6
	6H	11.5	11.7	12.0	12.2	12.6	12.5	12.7	13.0	13.1	13.6
8H	11.5	11.7	12.0	12.1	12.6	12.5	12.6	13.0	13.1	13.6	
Variation of the observer position for the luminaire distances S											
S = 1.0H		+6.5 / -9.4					+6.7 / -10.5				
S = 1.5H		+9.4 / -9.6					+9.5 / -11.2				
S = 2.0H		+11.4 / -10.0					+11.5 / -11.7				
Standard table		BK00					BK00				
Correction Summand		-6.3					-5.3				
Corrected Glare Indices referring to 14200lm Total Luminous Flux											

<http://www.glaciallight.com>7F, No.352, Sec. 2, Zhongshan Rd., Zhonghe Dist., New Taipei City,
Taiwan, 235, R.O.C.Operator
Telephone +886 2 2244-1227
Fax +886 2 2244-1241
e-Mail sales@GlacialLight.com**GL-BL150-CW-5000K-60D Lens-Lux enhance / LDC (Polar)**

Luminaire: GL-BL150-CW-5000K-60D Lens-Lux enhance

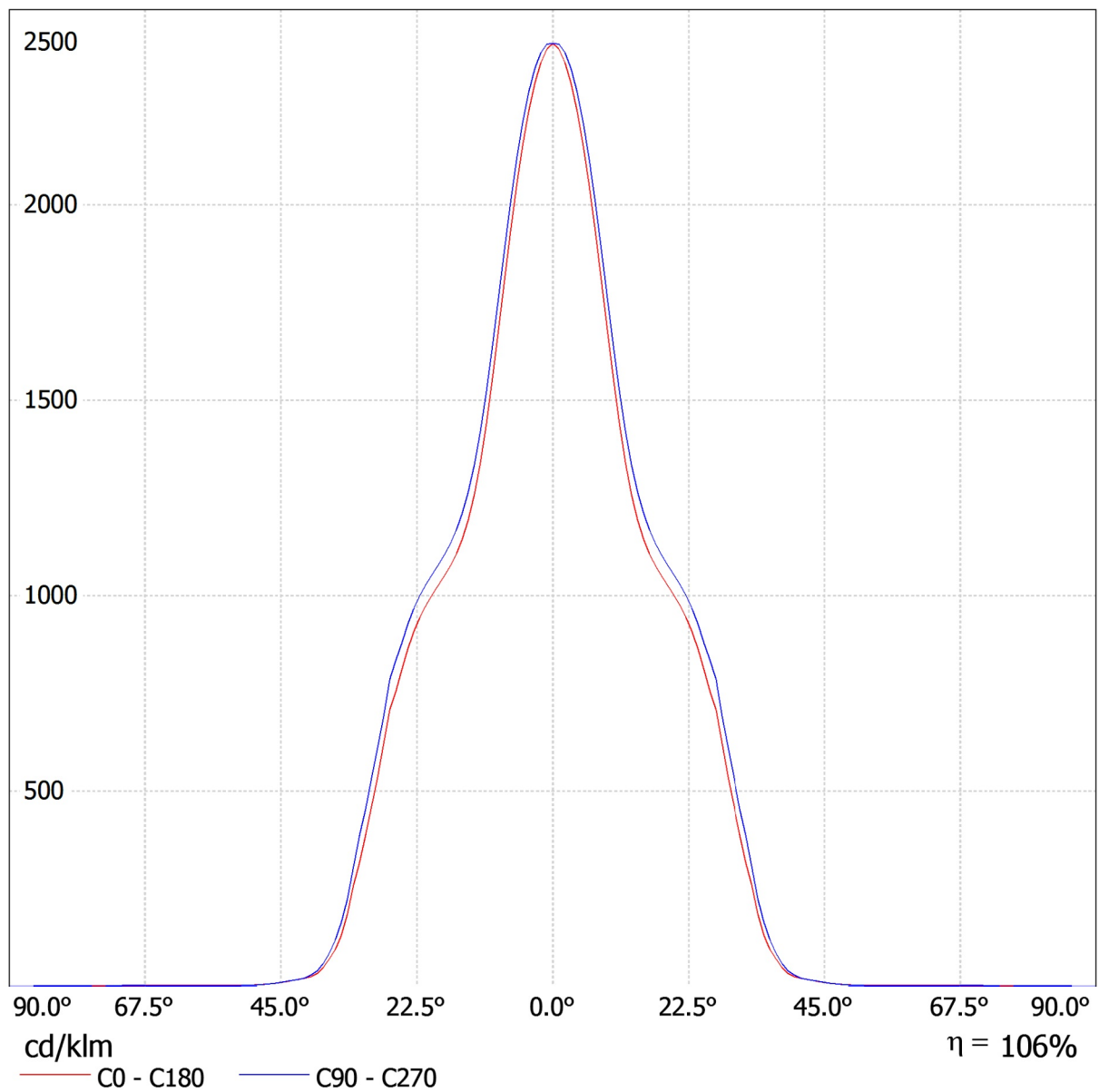
Lamps: 1 x Bay Light



<http://www.glaciallight.com>7F, No.352, Sec. 2, Zhongshan Rd., Zhonghe Dist., New Taipei City,
Taiwan, 235, R.O.C.Operator
Telephone +886 2 2244-1227
Fax +886 2 2244-1241
e-Mail sales@GlacialLight.com**GL-BL150-CW-5000K-60D Lens-Lux enhance / LDC (Linear)**

Luminaire: GL-BL150-CW-5000K-60D Lens-Lux enhance

Lamps: 1 x Bay Light



<http://www.glaciallight.com>

 7F, No.352, Sec. 2, Zhongshan Rd., Zhonghe Dist., New Taipei City,
 Taiwan, 235, R.O.C.

 Operator
 Telephone +886 2 2244-1227
 Fax +886 2 2244-1241
 e-Mail sales@GlacialLight.com

GL-BL150-CW-5000K-60D Lens-Lux enhance / UGR-Table

Luminaire: GL-BL150-CW-5000K-60D Lens-Lux enhance

Lamps: 1 x Bay Light

Glare Evaluation According to UGR											
ρ Ceiling		70	70	50	50	30	70	70	50	50	30
ρ Walls		50	30	50	30	30	50	30	50	30	30
ρ Floor		20	20	20	20	20	20	20	20	20	20
Room Size X Y		Viewing direction at right angles to lamp axis					Viewing direction parallel to lamp axis				
2H	2H	12.1	12.7	12.3	12.9	13.1	13.1	13.7	13.3	13.9	14.1
	3H	12.0	12.5	12.2	12.8	13.0	13.0	13.6	13.3	13.8	14.0
	4H	11.9	12.5	12.2	12.7	13.0	12.9	13.5	13.2	13.7	14.0
	6H	11.8	12.4	12.2	12.6	12.9	12.9	13.4	13.2	13.6	13.9
	8H	11.8	12.3	12.1	12.6	12.9	12.8	13.3	13.2	13.6	13.9
	12H	11.8	12.2	12.1	12.5	12.9	12.8	13.3	13.1	13.6	13.9
4H	2H	11.9	12.4	12.2	12.7	12.9	12.9	13.4	13.2	13.7	13.9
	3H	11.8	12.2	12.1	12.5	12.8	12.8	13.2	13.1	13.5	13.8
	4H	11.7	12.1	12.1	12.4	12.8	12.7	13.1	13.1	13.4	13.8
	6H	11.7	12.0	12.1	12.4	12.7	12.7	13.0	13.1	13.4	13.7
	8H	11.6	11.9	12.1	12.3	12.7	12.6	12.9	13.1	13.3	13.7
	12H	11.6	11.9	12.0	12.3	12.7	12.6	12.9	13.0	13.3	13.7
8H	4H	11.6	11.9	12.0	12.3	12.7	12.6	12.9	13.0	13.3	13.7
	6H	11.6	11.8	12.0	12.2	12.7	12.6	12.8	13.0	13.2	13.6
	8H	11.6	11.7	12.0	12.2	12.6	12.5	12.7	13.0	13.2	13.6
	12H	11.5	11.7	12.0	12.1	12.6	12.5	12.6	13.0	13.1	13.6
12H	4H	11.6	11.8	12.0	12.2	12.6	12.6	12.8	13.0	13.2	13.6
	6H	11.5	11.7	12.0	12.2	12.6	12.5	12.7	13.0	13.1	13.6
	8H	11.5	11.7	12.0	12.1	12.6	12.5	12.6	13.0	13.1	13.6
Variation of the observer position for the luminaire distances S											
S = 1.0H		+6.5 / -9.4					+6.7 / -10.5				
S = 1.5H		+9.4 / -9.6					+9.5 / -11.2				
S = 2.0H		+11.4 / -10.0					+11.5 / -11.7				
Standard table		BK00					BK00				
Correction Summand		-6.3					-5.3				
Corrected Glare Indices referring to 14200lm Total Luminous Flux											

The UGR values have been calculated according to CIE Publ. 117 Spacing-to-Height-Ratio = 0.25.

<http://www.glaciallight.com>

 7F, No.352, Sec. 2, Zhongshan Rd., Zhonghe Dist., New Taipei City,
Taiwan, 235, R.O.C.

 Operator
Telephone +886 2 2244-1227
Fax +886 2 2244-1241
e-Mail sales@GlacialLight.com

GL-BL150-CW-5000K-60D Lens-Lux enhance / Glare Data Sheet

 Luminaire: GL-BL150-CW-5000K-
60D Lens-Lux enhance

Lamps: 1 x Bay Light

Glare Evaluation According to UGR												
ρ Ceiling		70	70	50	50	30	70	70	50	50	30	
ρ Walls		50	30	50	30	30	50	30	50	30	30	
ρ Floor		20	20	20	20	20	20	20	20	20	20	
Room Size X Y		Viewing direction at right angles to lamp axis					Viewing direction parallel to lamp axis					
2H	2H	12.1	12.7	12.3	12.9	13.1	13.1	13.7	13.3	13.9	14.1	
	3H	12.0	12.5	12.2	12.8	13.0	13.0	13.6	13.3	13.8	14.0	
	4H	11.9	12.5	12.2	12.7	13.0	12.9	13.5	13.2	13.7	14.0	
	6H	11.8	12.4	12.2	12.6	12.9	12.9	13.4	13.2	13.6	13.9	
	8H	11.8	12.3	12.1	12.6	12.9	12.8	13.3	13.2	13.6	13.9	
	12H	11.8	12.2	12.1	12.5	12.9	12.8	13.3	13.1	13.6	13.9	
4H	2H	11.9	12.4	12.2	12.7	12.9	12.9	13.4	13.2	13.7	13.9	
	3H	11.8	12.2	12.1	12.5	12.8	12.8	13.2	13.1	13.5	13.8	
	4H	11.7	12.1	12.1	12.4	12.8	12.7	13.1	13.1	13.4	13.8	
	6H	11.7	12.0	12.1	12.4	12.7	12.7	13.0	13.1	13.4	13.7	
	8H	11.6	11.9	12.1	12.3	12.7	12.6	12.9	13.1	13.3	13.7	
	12H	11.6	11.9	12.0	12.3	12.7	12.6	12.9	13.0	13.3	13.7	
8H	4H	11.6	11.9	12.0	12.3	12.7	12.6	12.9	13.0	13.3	13.7	
	6H	11.6	11.8	12.0	12.2	12.7	12.6	12.8	13.0	13.2	13.6	
	8H	11.6	11.7	12.0	12.2	12.6	12.5	12.7	13.0	13.2	13.6	
	12H	11.5	11.7	12.0	12.1	12.6	12.5	12.6	13.0	13.1	13.6	
12H	4H	11.6	11.8	12.0	12.2	12.6	12.6	12.8	13.0	13.2	13.6	
	6H	11.5	11.7	12.0	12.2	12.6	12.5	12.7	13.0	13.1	13.6	
	8H	11.5	11.7	12.0	12.1	12.6	12.5	12.6	13.0	13.1	13.6	
Variation of the observer position for the luminaire distances S												
S = 1.0H		+6.5 / -9.4					+6.7 / -10.5					
S = 1.5H		+9.4 / -9.6					+9.5 / -11.2					
S = 2.0H		+11.4 / -10.0					+11.5 / -11.7					
Standard table		BK00					BK00					
Correction Summand		-6.3					-5.3					
Corrected Glare Indices referring to 14200lm Total Luminous Flux												

The UGR values have been calculated according to CIE Publ. 117 Spacing-to-Height-Ratio = 0.25.

