

<http://www.glaciallight.com>

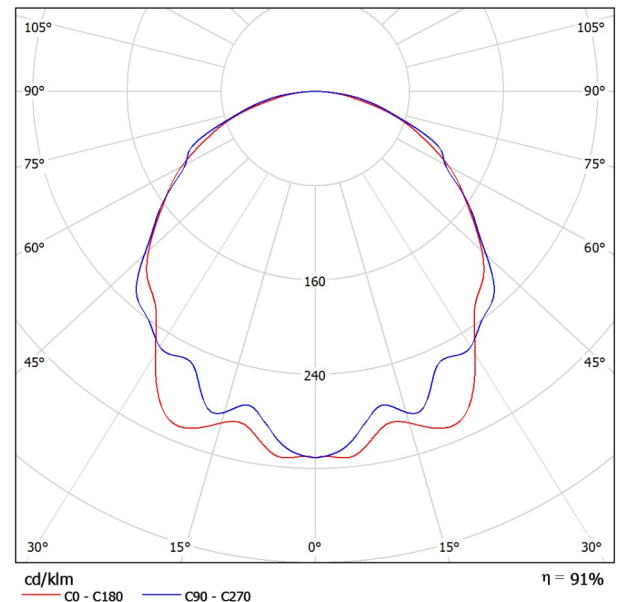
 7F, No.352, Sec. 2, Zhongshan Rd., Zhonghe Dist., New Taipei City,
 Taiwan, 235, R.O.C.

 Operator
 Telephone +886 2 2244-1227
 Fax +886 2 2244-1241
 e-Mail sales@GlacialLight.com

GlacialLight GL-DL10-SM-NW-4000K-110D / Luminaire Data Sheet

Luminous emittance 1:

See our luminaire catalog for an image of the luminaire.



Luminaire classification according to CIE: 100
 CIE flux code: 47 78 95 100 91

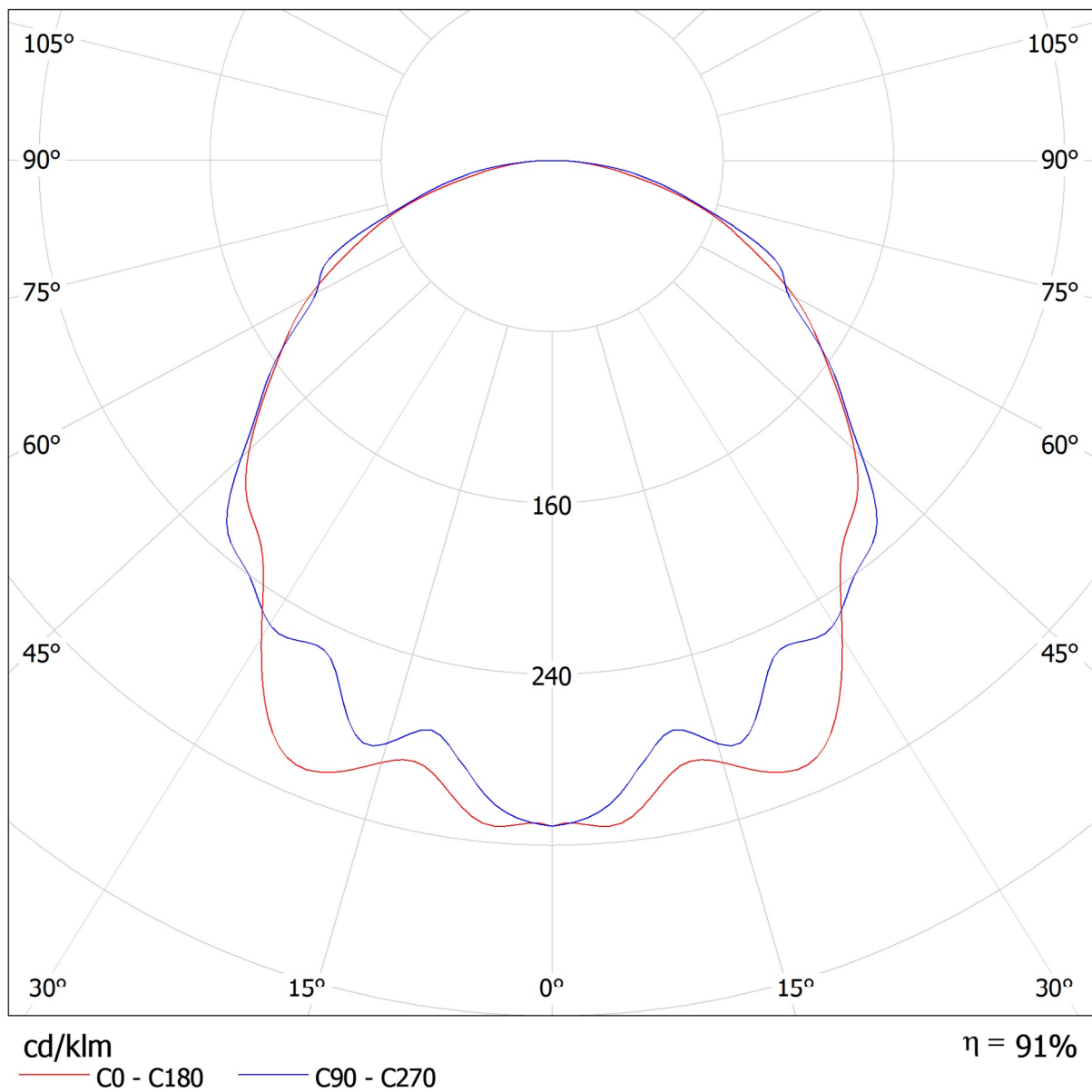
Luminous emittance 1:

Glare Evaluation According to UGR												
p Ceiling		70	70	50	50	30	70	70	50	50	30	
p Walls		50	30	50	30	30	50	30	50	30	30	
p Floor		20	20	20	20	20	20	20	20	20	20	
Room Size X Y		Viewing direction at right angles to lamp axis					Viewing direction parallel to lamp axis					
2H	2H	19.6	21.0	19.9	21.2	21.5	19.4	20.7	19.7	20.9	21.2	
	3H	20.9	22.1	21.2	22.4	22.7	20.8	22.0	21.1	22.2	22.5	
	4H	21.4	22.6	21.8	22.8	23.1	21.3	22.5	21.7	22.8	23.1	
	6H	21.7	22.8	22.1	23.1	23.4	21.7	22.8	22.1	23.1	23.4	
	8H	21.8	22.8	22.2	23.1	23.4	21.8	22.8	22.2	23.2	23.5	
4H	12H	21.8	22.8	22.2	23.1	23.5	21.9	22.9	22.3	23.2	23.5	
	2H	20.3	21.4	20.6	21.7	22.0	20.1	21.2	20.4	21.5	21.8	
	3H	21.7	22.7	22.1	23.1	23.4	21.6	22.6	22.0	22.9	23.3	
	4H	22.4	23.2	22.8	23.6	23.9	22.4	23.2	22.8	23.6	23.9	
	6H	22.8	23.5	23.2	23.9	24.3	22.9	23.6	23.3	24.0	24.4	
8H	12H	22.9	23.6	23.3	24.0	24.4	23.0	23.7	23.4	24.1	24.5	
	2H	22.9	23.6	23.4	24.0	24.4	23.1	23.7	23.6	24.1	24.6	
	4H	22.6	23.3	23.0	23.7	24.1	22.6	23.3	23.0	23.7	24.1	
	6H	23.1	23.7	23.6	24.1	24.6	23.2	23.8	23.7	24.2	24.7	
	8H	23.3	23.8	23.8	24.2	24.7	23.5	24.0	24.0	24.4	24.9	
12H	12H	23.4	23.8	23.9	24.3	24.8	23.6	24.1	24.1	24.5	25.0	
	4H	22.6	23.3	23.1	23.7	24.1	22.6	23.2	23.1	23.6	24.1	
	6H	23.2	23.7	23.7	24.1	24.6	23.3	23.8	23.8	24.2	24.7	
	8H	23.4	23.8	23.9	24.3	24.8	23.6	24.0	24.1	24.5	25.0	
	12H	23.4	23.8	23.9	24.3	24.8	23.6	24.0	24.1	24.5	25.0	
Variation of the observer position for the luminaire distances S												
S = 1.0H		+0.2 / -0.2					+0.1 / -0.1					
S = 1.5H		+0.4 / -0.5					+0.5 / -0.5					
S = 2.0H		+0.9 / -1.1					+0.8 / -0.7					
Standard table		BK05					BK05					
Correction Summand		5.6					5.6					
Corrected Glare Indices referring to 2200lm Total Luminous Flux												

<http://www.glaciallight.com>7F, No.352, Sec. 2, Zhongshan Rd., Zhonghe Dist., New Taipei City,
Taiwan, 235, R.O.C.Operator
Telephone +886 2 2244-1227
Fax +886 2 2244-1241
e-Mail sales@GlacialLight.com**GlacialLight GL-DL10-SM-NW-4000K-110D / LDC (Polar)**

Luminaire: GlacialLight GL-DL10-SM-NW-4000K-110D

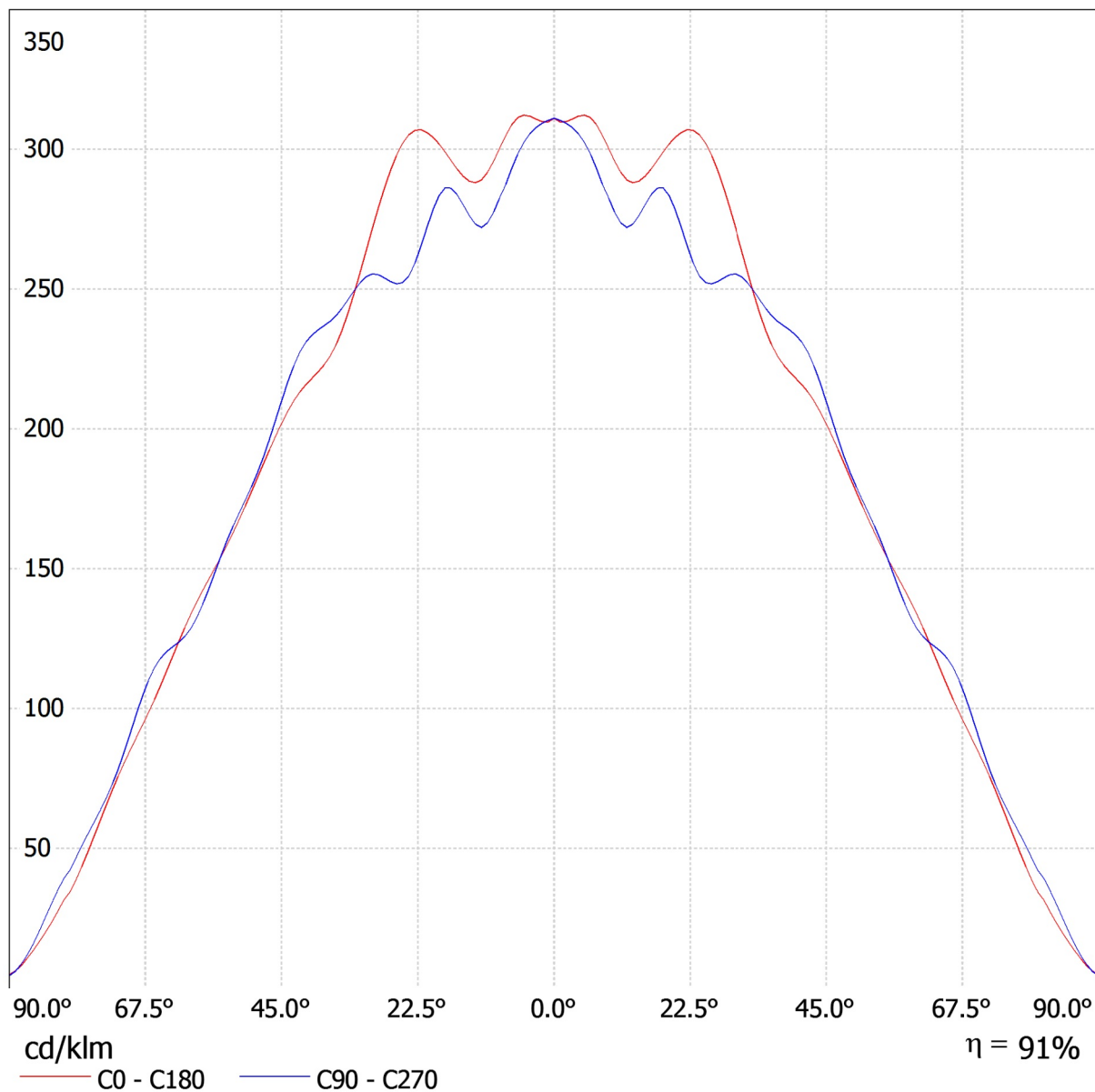
Lamps: 1 x GL-DL10-SM-NW-4000K-110D



<http://www.glaciallight.com>7F, No.352, Sec. 2, Zhongshan Rd., Zhonghe Dist., New Taipei City,
Taiwan, 235, R.O.C.Operator
Telephone +886 2 2244-1227
Fax +886 2 2244-1241
e-Mail sales@GlacialLight.com**GlacialLight GL-DL10-SM-NW-4000K-110D / LDC (Linear)**

Luminaire: GlacialLight GL-DL10-SM-NW-4000K-110D

Lamps: 1 x GL-DL10-SM-NW-4000K-110D



<http://www.glaciallight.com>

 7F, No.352, Sec. 2, Zhongshan Rd., Zhonghe Dist., New Taipei City,
 Taiwan, 235, R.O.C.

 Operator
 Telephone +886 2 2244-1227
 Fax +886 2 2244-1241
 e-Mail sales@GlacialLight.com

GlacialLight GL-DL10-SM-NW-4000K-110D / UGR-Table

Luminaire: GlacialLight GL-DL10-SM-NW-4000K-110D

Lamps: 1 x GL-DL10-SM-NW-4000K-110D

Glare Evaluation According to UGR											
ρ Ceiling		70	70	50	50	30	70	70	50	50	30
ρ Walls		50	30	50	30	30	50	30	50	30	30
ρ Floor		20	20	20	20	20	20	20	20	20	20
Room Size X Y		Viewing direction at right angles to lamp axis					Viewing direction parallel to lamp axis				
2H	2H	19.6	21.0	19.9	21.2	21.5	19.4	20.7	19.7	20.9	21.2
	3H	20.9	22.1	21.2	22.4	22.7	20.8	22.0	21.1	22.2	22.5
	4H	21.4	22.6	21.8	22.8	23.1	21.3	22.5	21.7	22.8	23.1
	6H	21.7	22.8	22.1	23.1	23.4	21.7	22.8	22.1	23.1	23.4
	8H	21.8	22.8	22.2	23.1	23.4	21.8	22.8	22.2	23.2	23.5
	12H	21.8	22.8	22.2	23.1	23.5	21.9	22.9	22.3	23.2	23.5
4H	2H	20.3	21.4	20.6	21.7	22.0	20.1	21.2	20.4	21.5	21.8
	3H	21.7	22.7	22.1	23.1	23.4	21.6	22.6	22.0	22.9	23.3
	4H	22.4	23.2	22.8	23.6	23.9	22.4	23.2	22.8	23.6	23.9
	6H	22.8	23.5	23.2	23.9	24.3	22.9	23.6	23.3	24.0	24.4
	8H	22.9	23.6	23.3	24.0	24.4	23.0	23.7	23.4	24.1	24.5
	12H	22.9	23.6	23.4	24.0	24.4	23.1	23.7	23.6	24.1	24.6
8H	4H	22.6	23.3	23.0	23.7	24.1	22.6	23.3	23.0	23.7	24.1
	6H	23.1	23.7	23.6	24.1	24.6	23.2	23.8	23.7	24.2	24.7
	8H	23.3	23.8	23.8	24.2	24.7	23.5	24.0	24.0	24.4	24.9
	12H	23.4	23.8	23.9	24.3	24.8	23.6	24.1	24.1	24.5	25.0
12H	4H	22.6	23.3	23.1	23.7	24.1	22.6	23.2	23.1	23.6	24.1
	6H	23.2	23.7	23.7	24.1	24.6	23.3	23.8	23.8	24.2	24.7
	8H	23.4	23.8	23.9	24.3	24.8	23.6	24.0	24.1	24.5	25.0
Variation of the observer position for the luminaire distances S											
S = 1.0H		+0.2 / -0.2					+0.1 / -0.1				
S = 1.5H		+0.4 / -0.5					+0.5 / -0.5				
S = 2.0H		+0.9 / -1.1					+0.8 / -0.7				
Standard table		BK05					BK05				
Correction Summand		5.6					5.6				
Corrected Glare Indices referring to 2200lm Total Luminous Flux											

The UGR values have been calculated according to CIE Publ. 117 Spacing-to-Height-Ratio = 0.25.

<http://www.glaciallight.com>

 7F, No.352, Sec. 2, Zhongshan Rd., Zhonghe Dist., New Taipei City,
Taiwan, 235, R.O.C.

 Operator
Telephone +886 2 2244-1227
Fax +886 2 2244-1241
e-Mail sales@GlacialLight.com

GlacialLight GL-DL10-SM-NW-4000K-110D / Glare Data Sheet

Luminaire: GlacialLight GL-DL10-SM-NW-4000K-110D

Lamps: 1 x GL-DL10-SM-NW-4000K-110D

Glare Evaluation According to UGR											
ρ Ceiling		70	70	50	50	30	70	70	50	50	30
ρ Walls		50	30	50	30	30	50	30	50	30	30
ρ Floor		20	20	20	20	20	20	20	20	20	20
Room Size X Y		Viewing direction at right angles to lamp axis					Viewing direction parallel to lamp axis				
2H	2H	19.6	21.0	19.9	21.2	21.5	19.4	20.7	19.7	20.9	21.2
	3H	20.9	22.1	21.2	22.4	22.7	20.8	22.0	21.1	22.2	22.5
	4H	21.4	22.6	21.8	22.8	23.1	21.3	22.5	21.7	22.8	23.1
	6H	21.7	22.8	22.1	23.1	23.4	21.7	22.8	22.1	23.1	23.4
	8H	21.8	22.8	22.2	23.1	23.4	21.8	22.8	22.2	23.2	23.5
	12H	21.8	22.8	22.2	23.1	23.5	21.9	22.9	22.3	23.2	23.5
4H	2H	20.3	21.4	20.6	21.7	22.0	20.1	21.2	20.4	21.5	21.8
	3H	21.7	22.7	22.1	23.1	23.4	21.6	22.6	22.0	22.9	23.3
	4H	22.4	23.2	22.8	23.6	23.9	22.4	23.2	22.8	23.6	23.9
	6H	22.8	23.5	23.2	23.9	24.3	22.9	23.6	23.3	24.0	24.4
	8H	22.9	23.6	23.3	24.0	24.4	23.0	23.7	23.4	24.1	24.5
	12H	22.9	23.6	23.4	24.0	24.4	23.1	23.7	23.6	24.1	24.6
8H	4H	22.6	23.3	23.0	23.7	24.1	22.6	23.3	23.0	23.7	24.1
	6H	23.1	23.7	23.6	24.1	24.6	23.2	23.8	23.7	24.2	24.7
	8H	23.3	23.8	23.8	24.2	24.7	23.5	24.0	24.0	24.4	24.9
	12H	23.4	23.8	23.9	24.3	24.8	23.6	24.1	24.1	24.5	25.0
12H	4H	22.6	23.3	23.1	23.7	24.1	22.6	23.2	23.1	23.6	24.1
	6H	23.2	23.7	23.7	24.1	24.6	23.3	23.8	23.8	24.2	24.7
	8H	23.4	23.8	23.9	24.3	24.8	23.6	24.0	24.1	24.5	25.0
Variation of the observer position for the luminaire distances S											
S = 1.0H		+0.2 / -0.2					+0.1 / -0.1				
S = 1.5H		+0.4 / -0.5					+0.5 / -0.5				
S = 2.0H		+0.9 / -1.1					+0.8 / -0.7				
Standard table		BK05					BK05				
Correction Summand		5.6					5.6				
Corrected Glare Indices referring to 2200lm Total Luminous Flux											

The UGR values have been calculated according to CIE Publ. 117 Spacing-to-Height-Ratio = 0.25.

