

<http://www.glaciallight.com>

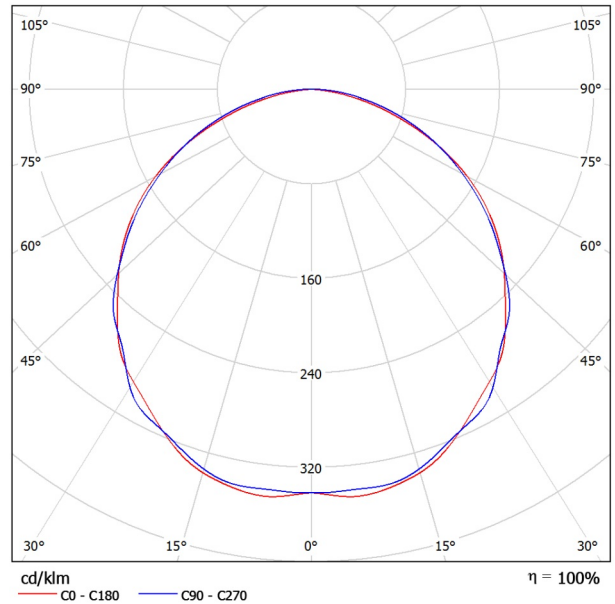
7F, No.352, Sec. 2, Zhongshan Rd., Zhonghe Dist., New Taipei City, Taiwan,  
235, R.O.C.

Operator  
Telephone +886 2 2244-1227  
Fax +886 2 2244-1241  
e-Mail [sales@GlacialLight.com](mailto:sales@GlacialLight.com)

## GlacialLight GL-DL06-CW-6000K-110D / Luminaire Data Sheet

Luminous emittance 1:

See our luminaire catalog for an image of the luminaire.



Luminaire classification according to CIE: 100  
CIE flux code: 47 79 96 100 100

Luminous emittance 1:

Glare Evaluation According to UGR												
ρ Ceiling	70	70	50	50	30	70	70	50	50	30		
ρ Walls	50	30	50	30	30	50	30	50	30	30		
ρ Floor	20	20	20	20	20	20	20	20	20	20		
Room Size X Y	Viewing direction at right angles to lamp axis					Viewing direction parallel to lamp axis						
2H	2H	21.0	22.3	21.2	22.5	22.7	20.9	22.3	21.2	22.5	22.7	
	3H	22.3	23.5	22.6	23.8	24.1	22.4	23.6	22.7	23.9	24.1	
	4H	22.8	23.9	23.1	24.2	24.5	23.0	24.1	23.3	24.4	24.7	
	6H	23.0	24.1	23.4	24.4	24.7	23.4	24.4	23.7	24.7	25.0	
	8H	23.0	24.1	23.4	24.4	24.7	23.5	24.5	23.9	24.8	25.2	
	12H	23.0	24.0	23.4	24.3	24.7	23.6	24.6	24.0	24.9	25.2	
4H	2H	21.6	22.7	21.9	23.0	23.3	21.6	22.7	21.9	23.0	23.3	
	3H	23.1	24.1	23.5	24.4	24.8	23.2	24.2	23.6	24.5	24.9	
	4H	23.7	24.5	24.1	24.9	25.3	24.0	24.8	24.4	25.2	25.5	
	6H	24.0	24.8	24.4	25.1	25.5	24.5	25.2	24.9	25.6	26.0	
	8H	24.1	24.8	24.5	25.2	25.6	24.7	25.4	25.1	25.8	26.2	
	12H	24.1	24.7	24.6	25.1	25.6	24.8	25.4	25.3	25.8	26.3	
8H	4H	24.0	24.6	24.4	25.0	25.5	24.2	24.9	24.6	25.3	25.7	
	6H	24.4	25.0	24.9	25.4	25.8	24.9	25.4	25.3	25.9	26.3	
	8H	24.5	25.0	25.0	25.5	25.9	25.1	25.6	25.6	26.1	26.6	
	12H	24.6	25.0	25.1	25.5	26.0	25.3	25.8	25.8	26.2	26.7	
	4H	24.0	24.6	24.4	25.0	25.4	24.2	24.8	24.7	25.2	25.7	
	6H	24.5	25.0	24.9	25.4	25.9	24.9	25.4	25.4	25.9	26.3	
12H	8H	24.6	25.0	25.1	25.5	26.0	25.2	25.6	25.7	26.1	26.6	
	12H	24.6	25.0	25.1	25.5	26.0	25.2	25.6	25.7	26.1	26.6	
Variation of the observer position for the luminaire distances S												
S = 1.0H	+0.1 / -0.2					+0.1 / -0.1						
S = 1.5H	+0.2 / -0.4					+0.3 / -0.4						
S = 2.0H	+0.5 / -0.8					+0.5 / -0.8						
Standard table	BK05					BK06						
Correction Summand	7.2					8.1						
Corrected Glare Indices referring to 980lm Total Luminous Flux												

<http://www.glaciallight.com>

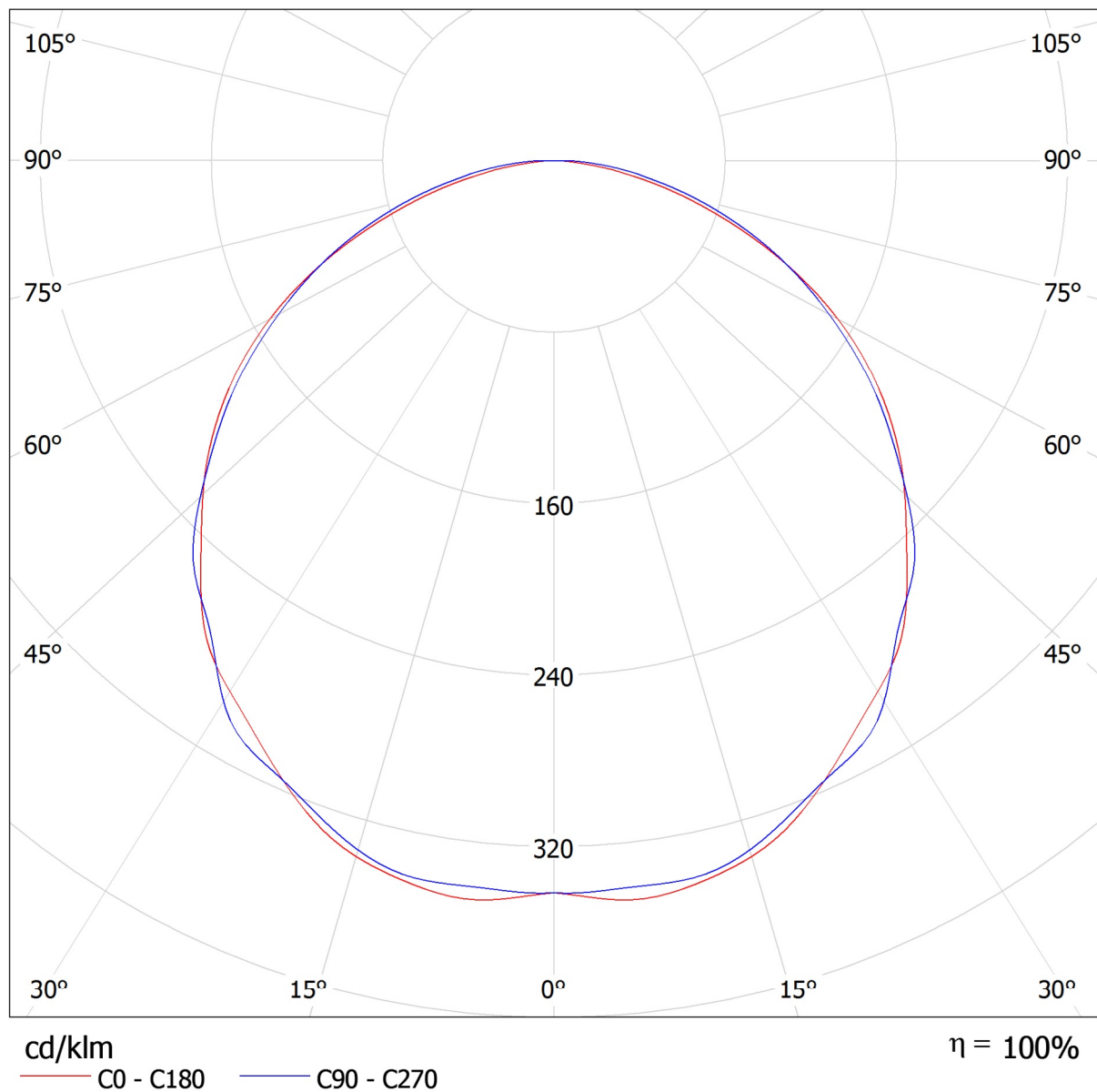
7F, No.352, Sec. 2, Zhongshan Rd., Zhonghe Dist., New Taipei City, Taiwan,  
235, R.O.C.

Operator  
Telephone +886 2 2244-1227  
Fax +886 2 2244-1241  
e-Mail [sales@GlacialLight.com](mailto:sales@GlacialLight.com)

## GlacialLight GL-DL06-CW-6000K-110D / LDC (Polar)

Luminaire: GlacialLight GL-DL06-CW-6000K-110D

Lamps: 1 x GL-DL06-CW-6000K-110D



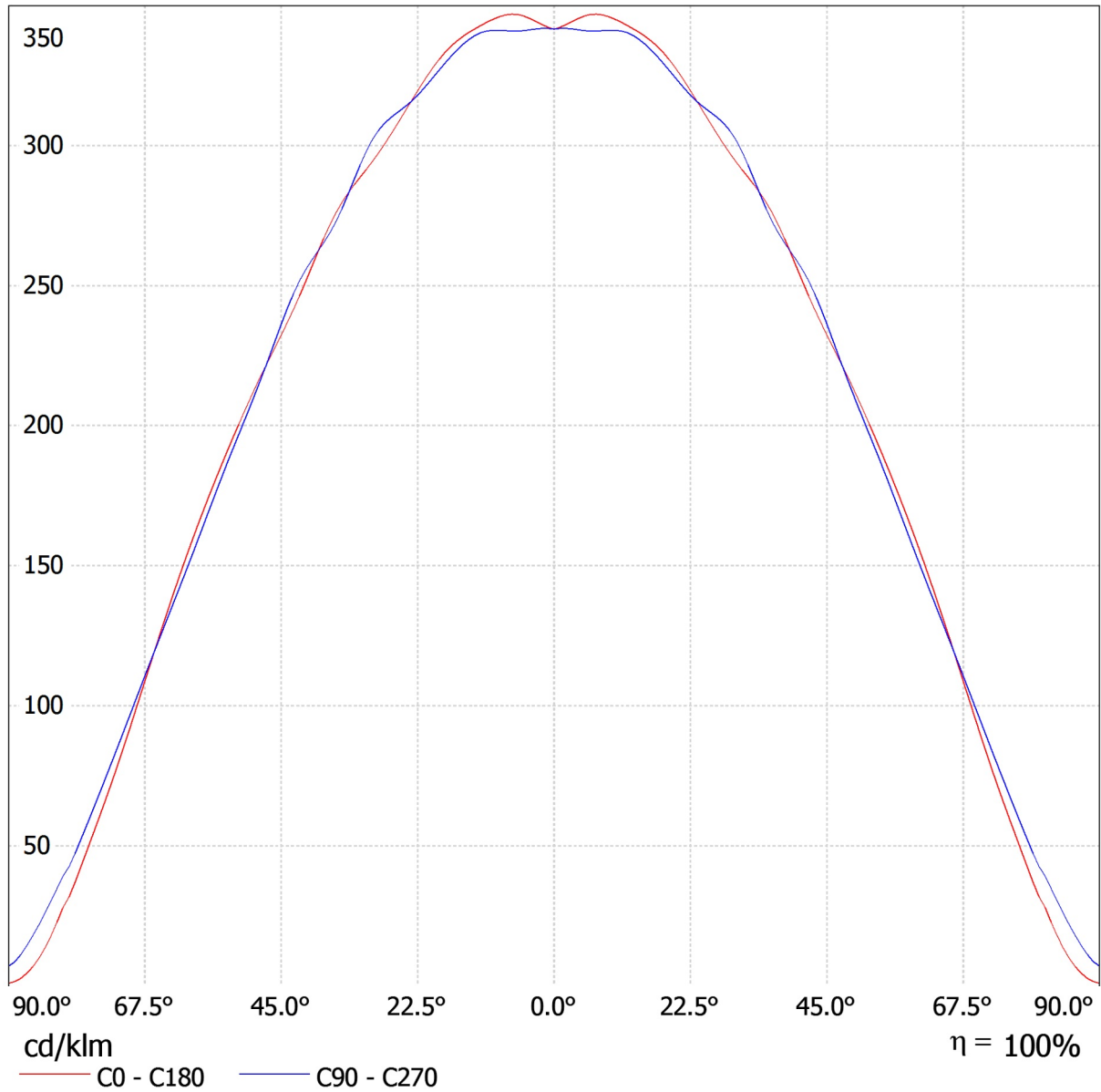
<http://www.glaciallight.com>

7F, No.352, Sec. 2, Zhongshan Rd., Zhonghe Dist., New Taipei City, Taiwan,  
235, R.O.C.

Operator  
Telephone +886 2 2244-1227  
Fax +886 2 2244-1241  
e-Mail [sales@GlacialLight.com](mailto:sales@GlacialLight.com)

**GlacialLight GL-DL06-CW-6000K-110D / LDC (Linear)**

Luminaire: GlacialLight GL-DL06-CW-6000K-110D  
Lamps: 1 x GL-DL06-CW-6000K-110D



<http://www.glaciallight.com>

 7F, No.352, Sec. 2, Zhongshan Rd., Zhonghe Dist., New Taipei City, Taiwan,  
 235, R.O.C.

 Operator  
 Telephone +886 2 2244-1227  
 Fax +886 2 2244-1241  
 e-Mail [sales@GlacialLight.com](mailto:sales@GlacialLight.com)

## GlacialLight GL-DL06-CW-6000K-110D / UGR-Table

Luminaire: GlacialLight GL-DL06-CW-6000K-110D

Lamps: 1 x GL-DL06-CW-6000K-110D

Glare Evaluation According to UGR											
$\rho$ Ceiling		70	70	50	50	30	70	70	50	50	30
$\rho$ Walls		50	30	50	30	30	50	30	50	30	30
$\rho$ Floor		20	20	20	20	20	20	20	20	20	20
Room Size X            Y		Viewing direction at right angles to lamp axis					Viewing direction parallel to lamp axis				
2H	2H	21.0	22.3	21.2	22.5	22.7	20.9	22.3	21.2	22.5	22.7
	3H	22.3	23.5	22.6	23.8	24.1	22.4	23.6	22.7	23.9	24.1
	4H	22.8	23.9	23.1	24.2	24.5	23.0	24.1	23.3	24.4	24.7
	6H	23.0	24.1	23.4	24.4	24.7	23.4	24.4	23.7	24.7	25.0
	8H	23.0	24.1	23.4	24.4	24.7	23.5	24.5	23.9	24.8	25.2
	12H	23.0	24.0	23.4	24.3	24.7	23.6	24.6	24.0	24.9	25.2
4H	2H	21.6	22.7	21.9	23.0	23.3	21.6	22.7	21.9	23.0	23.3
	3H	23.1	24.1	23.5	24.4	24.8	23.2	24.2	23.6	24.5	24.9
	4H	23.7	24.5	24.1	24.9	25.3	24.0	24.8	24.4	25.2	25.5
	6H	24.0	24.8	24.4	25.1	25.5	24.5	25.2	24.9	25.6	26.0
	8H	24.1	24.8	24.5	25.2	25.6	24.7	25.4	25.1	25.8	26.2
	12H	24.1	24.7	24.6	25.1	25.6	24.8	25.4	25.3	25.8	26.3
8H	4H	24.0	24.6	24.4	25.0	25.5	24.2	24.9	24.6	25.3	25.7
	6H	24.4	25.0	24.9	25.4	25.8	24.9	25.4	25.3	25.9	26.3
	8H	24.5	25.0	25.0	25.5	25.9	25.1	25.6	25.6	26.1	26.6
	12H	24.6	25.0	25.1	25.5	26.0	25.3	25.8	25.8	26.2	26.7
12H	4H	24.0	24.6	24.4	25.0	25.4	24.2	24.8	24.7	25.2	25.7
	6H	24.5	25.0	24.9	25.4	25.9	24.9	25.4	25.4	25.9	26.3
	8H	24.6	25.0	25.1	25.5	26.0	25.2	25.6	25.7	26.1	26.6
Variation of the observer position for the luminaire distances S											
S = 1.0H		+0.1 / -0.2					+0.1 / -0.1				
S = 1.5H		+0.2 / -0.4					+0.3 / -0.4				
S = 2.0H		+0.5 / -0.8					+0.5 / -0.8				
Standard table		BK05					BK06				
Correction Summand		7.2					8.1				
Corrected Glare Indices referring to 980lm Total Luminous Flux											

The UGR values have been calculated according to CIE Publ. 117 Spacing-to-Height-Ratio = 0.25.

http://www.glaciallight.com

7F, No.352, Sec. 2, Zhongshan Rd.,Zhonghe Dist., New Taipei City, Taiwan,  
235, R.O.C.

Operator  
Telephone +886 2 2244-1227  
Fax +886 2 2244-1241  
e-Mail sales@GlacialLight.com

GlacialLight GL-DL06-CW-6000K-110D / Glare Data Sheet

Luminaire: GlacialLight GL-DL06-CW-6000K-110D

Lamps: 1 x GL-DL06-CW-6000K-110D

Glare Evaluation According to UGR												
ρ Ceiling		70	70	50	50	30	70	70	50	50	30	
ρ Walls		50	30	50	30	30	50	30	50	30	30	
ρ Floor		20	20	20	20	20	20	20	20	20	20	
Room Size X      Y		Viewing direction at right angles to lamp axis					Viewing direction parallel to lamp axis					
2H	2H	21.0	22.3	21.2	22.5	22.7	20.9	22.3	21.2	22.5	22.7	
	3H	22.3	23.5	22.6	23.8	24.1	22.4	23.6	22.7	23.9	24.1	
	4H	22.8	23.9	23.1	24.2	24.5	23.0	24.1	23.3	24.4	24.7	
	6H	23.0	24.1	23.4	24.4	24.7	23.4	24.4	23.7	24.7	25.0	
	8H	23.0	24.1	23.4	24.4	24.7	23.5	24.5	23.9	24.8	25.2	
4H	12H	23.0	24.0	23.4	24.3	24.7	23.6	24.6	24.0	24.9	25.2	
	2H	21.6	22.7	21.9	23.0	23.3	21.6	22.7	21.9	23.0	23.3	
	3H	23.1	24.1	23.5	24.4	24.8	23.2	24.2	23.6	24.5	24.9	
	4H	23.7	24.5	24.1	24.9	25.3	24.0	24.8	24.4	25.2	25.5	
	6H	24.0	24.8	24.4	25.1	25.5	24.5	25.2	24.9	25.6	26.0	
8H	8H	24.1	24.8	24.5	25.2	25.6	24.7	25.4	25.1	25.8	26.2	
	12H	24.1	24.7	24.6	25.1	25.6	24.8	25.4	25.3	25.8	26.3	
	4H	24.0	24.6	24.4	25.0	25.5	24.2	24.9	24.6	25.3	25.7	
	6H	24.4	25.0	24.9	25.4	25.8	24.9	25.4	25.3	25.9	26.3	
	8H	24.5	25.0	25.0	25.5	25.9	25.1	25.6	25.6	26.1	26.6	
12H	12H	24.6	25.0	25.1	25.5	26.0	25.3	25.8	25.8	26.2	26.7	
	4H	24.0	24.6	24.4	25.0	25.4	24.2	24.8	24.7	25.2	25.7	
	6H	24.5	25.0	24.9	25.4	25.9	24.9	25.4	25.4	25.9	26.3	
	8H	24.6	25.0	25.1	25.5	26.0	25.2	25.6	25.7	26.1	26.6	
	Variation of the observer position for the luminaire distances S											
S = 1.0H		+0.1 / -0.2					+0.1 / -0.1					
S = 1.5H		+0.2 / -0.4					+0.3 / -0.4					
S = 2.0H		+0.5 / -0.8					+0.5 / -0.8					
Standard table		BK05					BK06					
Correction Summand		7.2					8.1					
Corrected Glare Indices referring to 980lm Total Luminous Flux												

The UGR values have been calculated according to CIE Publ. 117 Spacing-to-Height-Ratio = 0.25.

