



## Features

- For indoor use only
- All-in-one bulb and fixture
- Slim, compact, and fashionable design
- Low power consumption
- Eco-friendly: RoHS Compliant, No UV or IR radiation
- 2 Year Warranty
- Passed IEC 60598-1(2008 )&#12289;IEC 60695-2-11 850&deg;C glow wire test (optional )



## Specifications

### GL-DL04 (Non-Dimmable)

Type	GL-DL04-WW	GL-DL04-NW	GL-DL04-CW
Energy Used	7.5 W		
Rated Life	30,000 Hours		
Input Voltage	100-240V AC		
CCT (color)	3000K	4000K	6000K
Luminous Flux	530 lm	550 lm	580 lm
System Efficacy	70 lm/W	73 lm/W	77 lm/W
CRI (Minimum)	80	80	80
Beam Angle	110°		
Dimension	Φ114 x 13mm		
IP Rating	IP40		
Operation Temperature	-20°C ~ +40°C		
Bundled Driver	GP-HS08N-21C (Driver Output : Constant Current 350mA, 21V)		
Net. Weight	220 g (with driver)		
Package	20 Boxes / Carton		
Fixture Hole	Φ 100 mm		

### GL-DL04Dx (AC-TRIAC Dimmable)

Type	GL-DL04DL-WW GL-DL04DH-WW	GL-DL04DL-NW GL-DL04DH-NW	GL-DL04DL-CW GL-DL04DH-CW
Energy Used	7.5 W		
Rated Life	30,000 Hours		
Input Voltage	100-120V AC (GL-DL04DL) 200-240V AC (GL-DL04DH)		
Power Factor (PF)	0.8 at 120V AC, 0.7 at 240V AC without dimmer		
CCT (Color)	3000K	4000K	6000K
Luminous Flux	530 lm	550 lm	580 lm
System Efficacy	70 lm/W	73 lm/W	77 lm/W
CRI (Minimum)	80	80	80
Beam Angle	110°		
Dimension	Ø114 x 13 mm		
IP Rating	IP40		
Operation Temperature	-20°C ~ +40°C		
Bundled Driver	GP-TS10P-30L (for AC-TRIAC 100-120V AC) GP-TS10P-30H (for AC-TRIAC 200-240V AC) (Driver Output : Constant Current 350mA, 30V)		
Net. Weight	260 g (with driver)		
Package	20 Boxes / Carton		
Fixture Hole	Φ 100 mm		

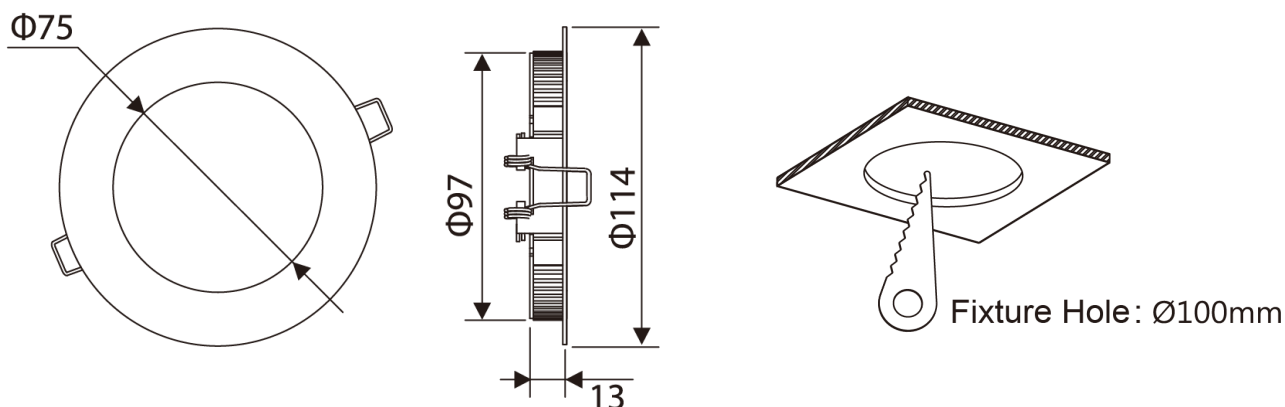
### GL-DL04DA (DC- Dimmable 1-10V/ PWM/ Resistor)

Type	GL-DL04DA-WW	GL-DL04DA-NW	GL-DL04DA-CW
Energy Used	7.5 W		
Rated Life	30,000 Hours		
Input Voltage	100-240V AC		
Power Factor (PF)	0.85 at 120V AC, 0.72 at 240V AC		
CCT (color)	3000K	4000K	6000K
Luminous Flux	530 lm	550 lm	580 lm
System Efficacy	70 lm/W	73 lm/W	77 lm/W
CRI (Minimum)	80	80	80
Beam Angle	110°		
Dimension	Φ 114 x 13 mm		
IP Rating	IP40		
Operation Temperature	-20°C ~ +40°C		
Bundled Driver	HS10P-24CA1 (for 1-10V/PWM/Resistor) (Driver Output : Constant Current 350mA, 24V)		
Net. Weight	260 g (with driver)		
Package	20 Boxes / Carton		
Fixture Hole	Φ 100 mm		

\* All specifications apply to the fixture assembly as a whole.

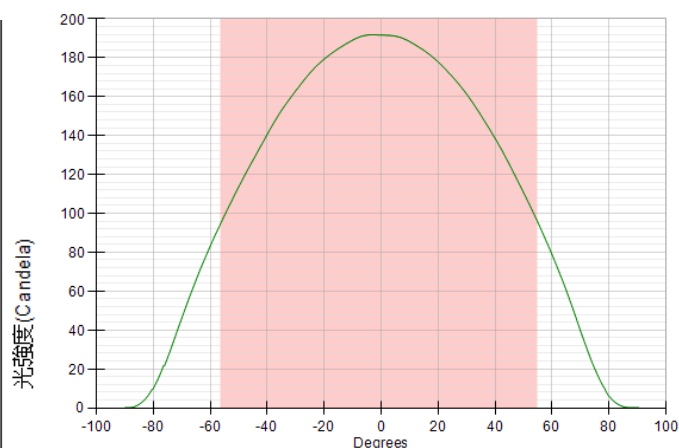
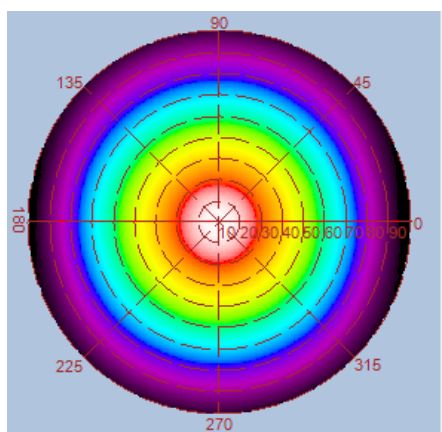
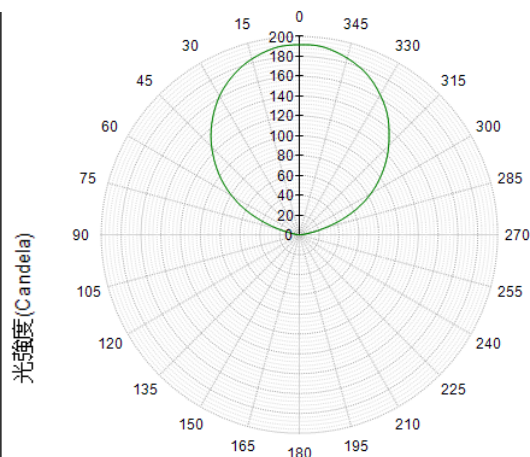
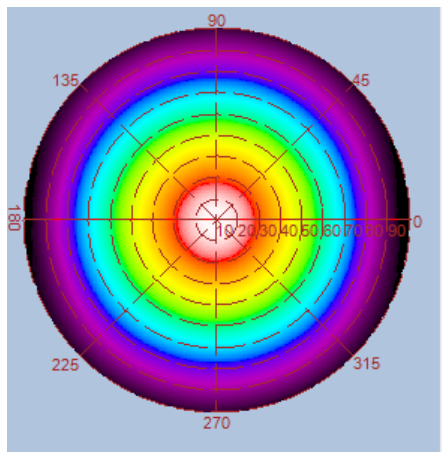
Due to the slight variations in the testing environment such as differences in ambient temperature or test equipment calibration, specifications are statistical reference values and may not match the actual technical parameters of an individual product.

### Outline / Dimension

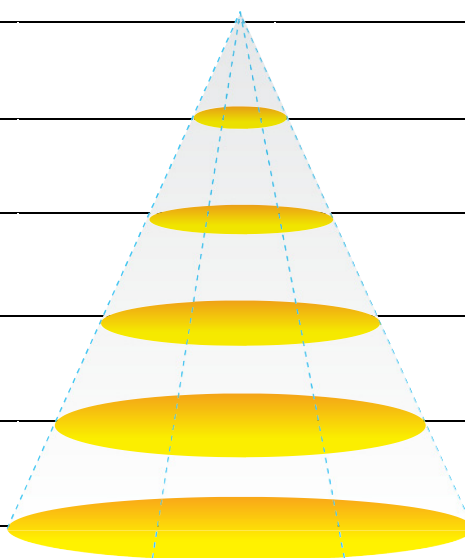


## Luminous Intensity Distribution Diagram

GL-DL04 – WW /CCT : 3000K

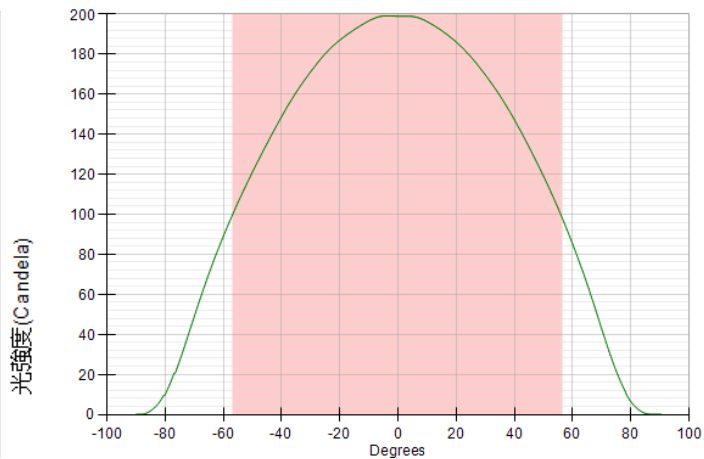
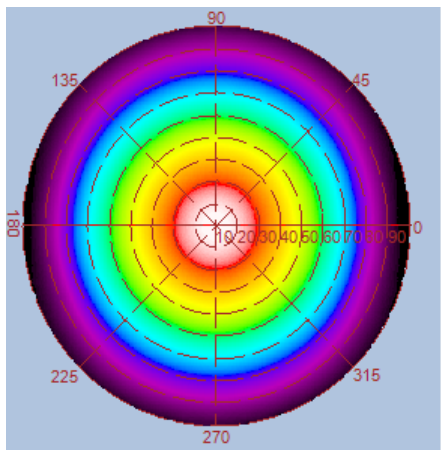
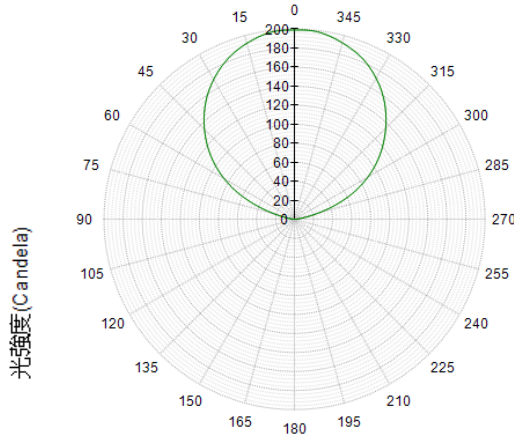
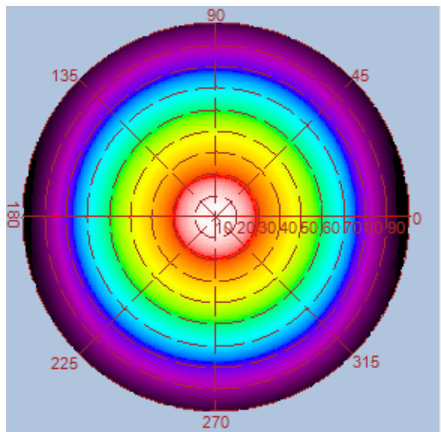


Height	E Avg.	E Max.	Diameter
1.0M	95 Lx	208 Lx	293 cm
2.0M	23 Lx	49 Lx	587 cm
3.0M	10 Lx	21 Lx	881 cm
4.0M	5 Lx	12 Lx	1174 cm
5.0M	3 Lx	7 Lx	1468 cm

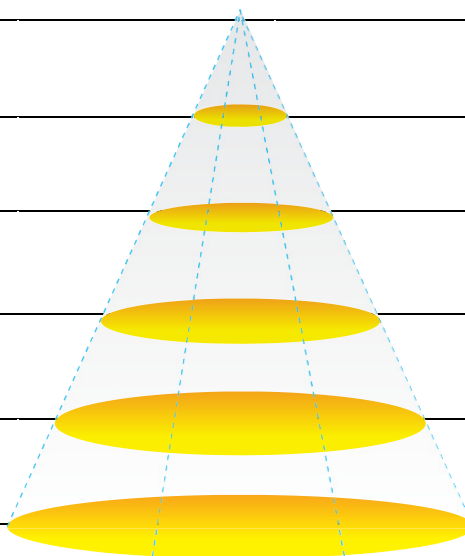


## Luminous Intensity Distribution Diagram

GL-DL04 – NW/CCT : 4000K

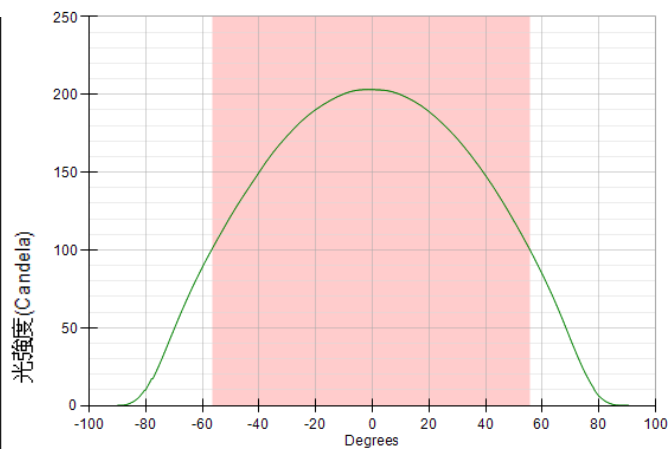
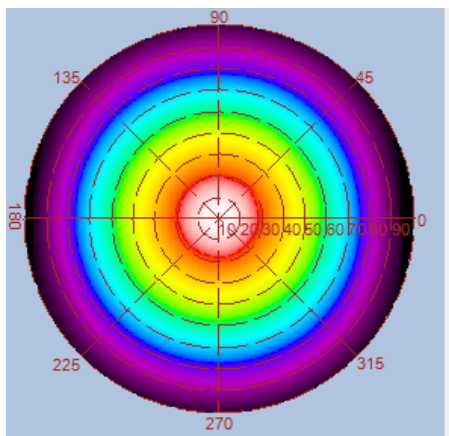
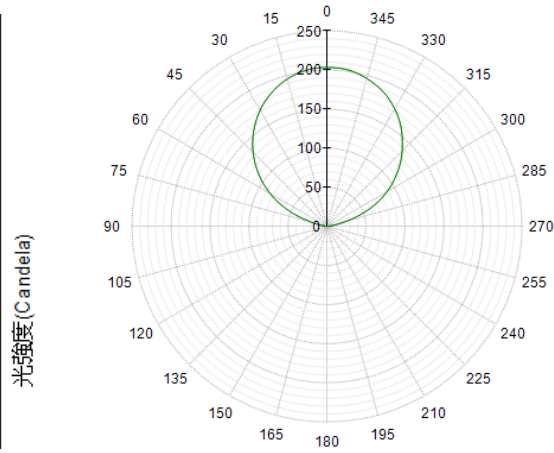
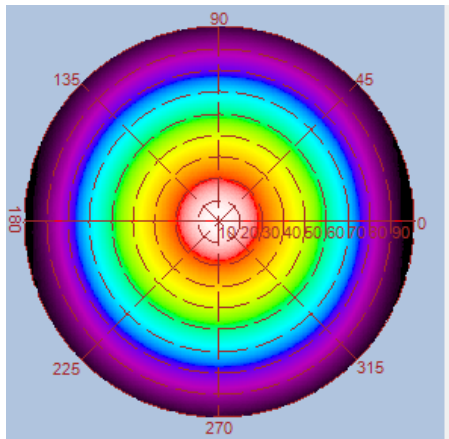


Height	E Avg.	E Max.	Diameter
1.0M	96 Lx	214 Lx	305 cm
2.0M	23 Lx	51 Lx	610 cm
3.0M	10 Lx	22 Lx	915 cm
4.0M	5 Lx	12 Lx	1220 cm
5.0M	3 Lx	7 Lx	1525 cm



## Luminous Intensity Distribution Diagram

GL-DL04 – CW /CCT : 6000K



Height	E Avg.	E Max.	Diameter
1.0M	100 Lx	221 Lx	296 cm
2.0M	24 Lx	52 Lx	593 cm
3.0M	10 Lx	22 Lx	889 cm
4.0M	5 Lx	12 Lx	1186 cm
5.0M	3 Lx	8 Lx	1482 cm

