



Features

- Slim and low profile design
- No Mercury, No UV and No IR light radiation
- RoHS compliance
- Ideal replacement for tube lights or grid lights
- LED Power Consumption: 50W
- Up to 45% less power consumption vs. Fluorescent Lamps
- 30,000hrs Lifespan (6 x longer than Fluorescent Lamps)
- Bundled driver with active PFC and OTP/OVP/SCP functions
- 2 Years Warranty
- Passed IEC 60598-1(2008) 、 IEC 60695-2-11 850°C glow wire test (optional) .



Specifications

GL-PL0606 (Non-Dimmable)

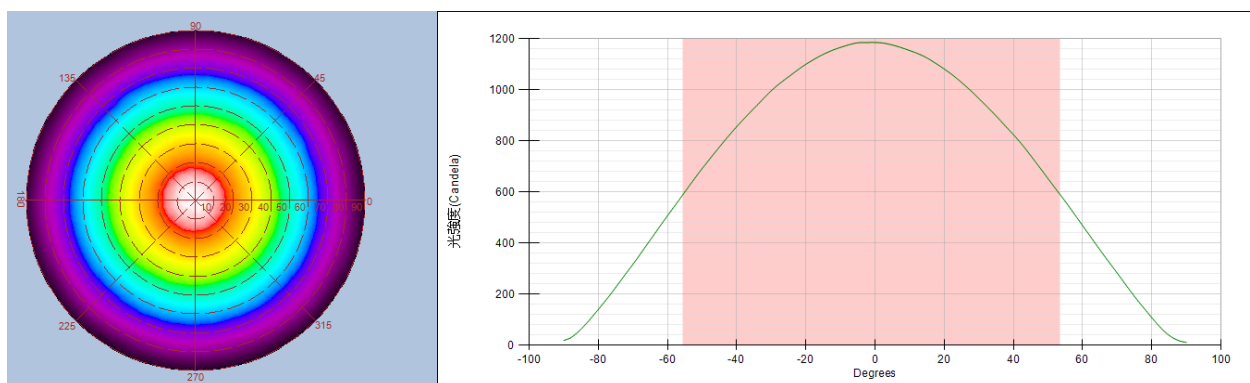
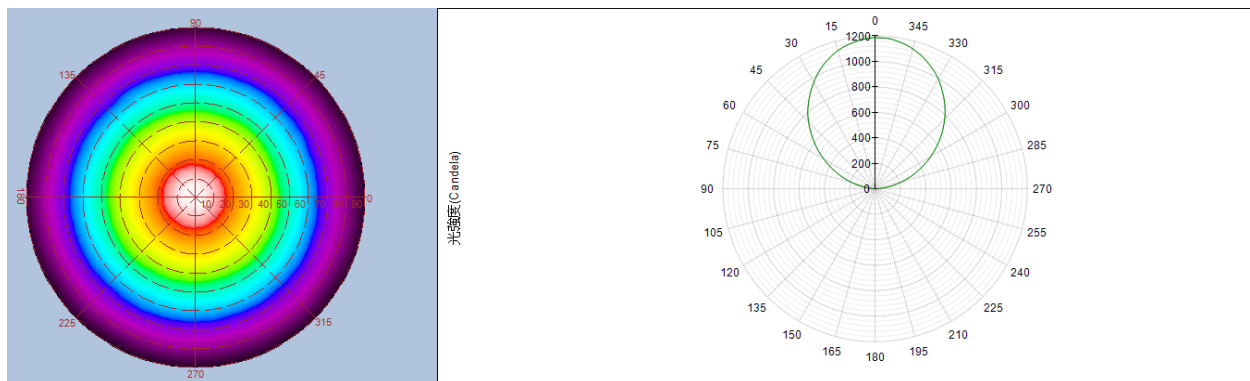
Type	GL-PL0606A-WW	GL-PL0606A-NW	GL-PL0606A-CW
Energy Used	50 W		
Rated Life	30,000 Hours		
Input Voltage	100-240V AC		
Power Factor (PF)	0.95 at 120V AC, 0.94 at 240V AC		
CCT(Color)	3000K	4000K	5700K
Luminous Flux	3200 lm	3400 lm	3700 lm
System Efficacy	64 lm/W	68 lm/W	74 lm/W
CRI (Minimum)	80	80	80
Beam Angle	110°		
Dimension	595 x 595 x 13 mm		
IP Rating	IP20		
Operation Temperature	-20°C ~ +40°C		
Net Weight	4 kg (with driver)		
Package	4 PCS / Carton		
Bundled Driver	GP-HS60P-24C1; GP-LCB221-50		

GL-PL0606AD (DC- Dimmable 1-10V/ PWM/ Resistor)

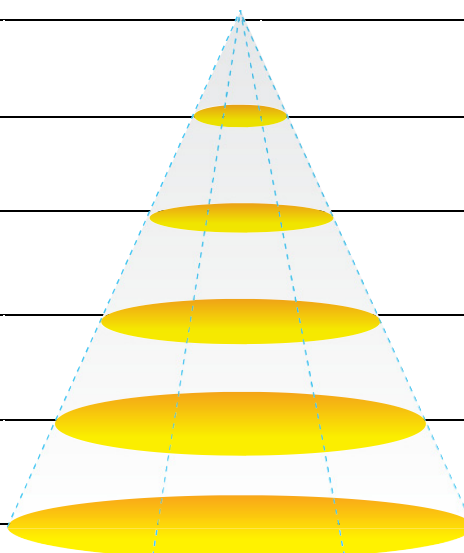
Type	GL-PL0606ADA-WW	GL-PL0606ADA-NW	GL-PL0606ADA-CW
Energy Used	50 W		
Rated Life	30,000 Hours		
Input Voltage	100-277V AC		
Power Factor (PF)	0.98 at 120V AC, 0.94 at 240V AC		
CCT (Color)	3000K	4000K	5700K
Luminous Flux	3200 lm	3400 lm	3700 lm
System Efficacy	64 lm/W	68 lm/W	74 lm/W
CRI (Minimum)	80	80	80
Beam Angle	110°		
Dimension	595 x 595 x 13 mm		
IP Rating	IP20		
Operation Temperature	-20°C ~ +40°C		
Net Weight	4 kg (with driver)		
Package	4 PCS / Carton		
Bundled Driver	GP-HS60P-24CA1 (for 1-10V/PWM/Resistor)		

Luminous Intensity Distribution Diagram

GL-PL0606-WW / CCT : 3000K

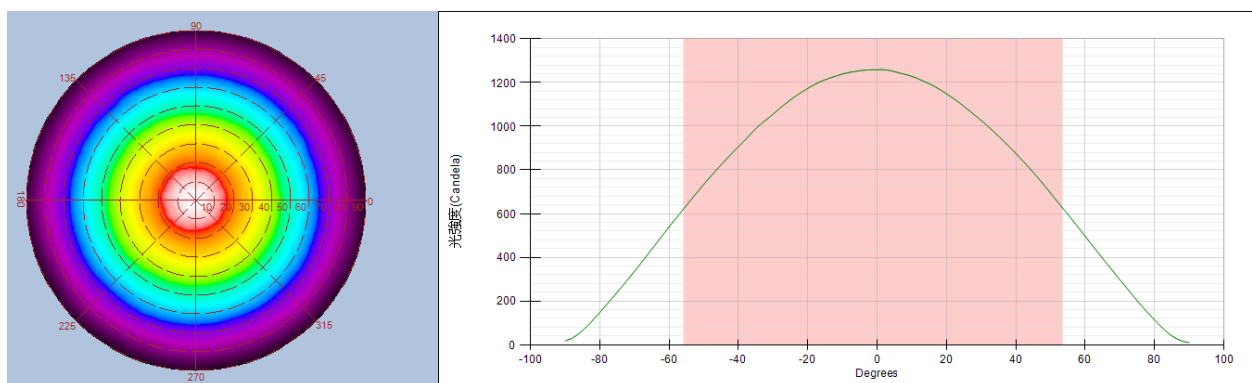
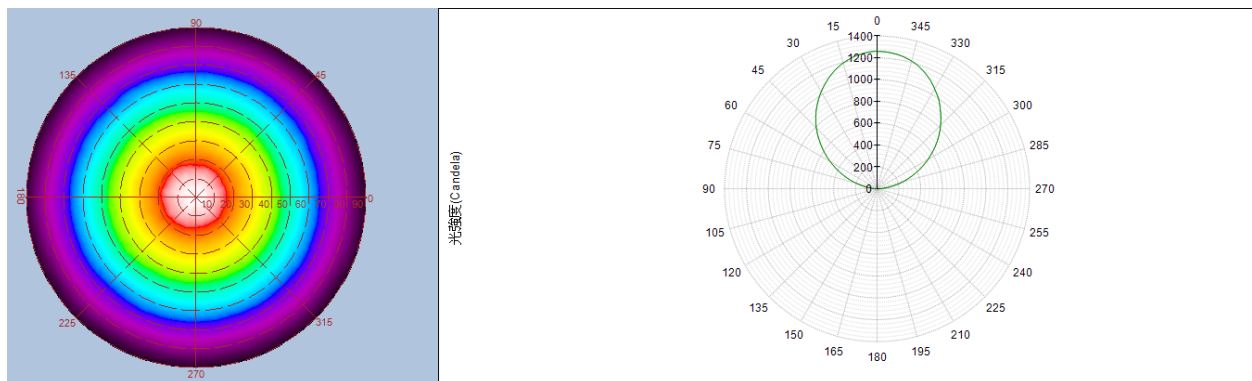


Height	E Avg.	E Max.	Diameter
1.0M	573 Lx	1168 Lx	280 cm
2.0M	143 Lx	292 Lx	560 cm
3.0M	64 Lx	129 Lx	841 cm
4.0M	36 Lx	73 Lx	1121 cm
5.0M	23 Lx	46 Lx	1401 cm

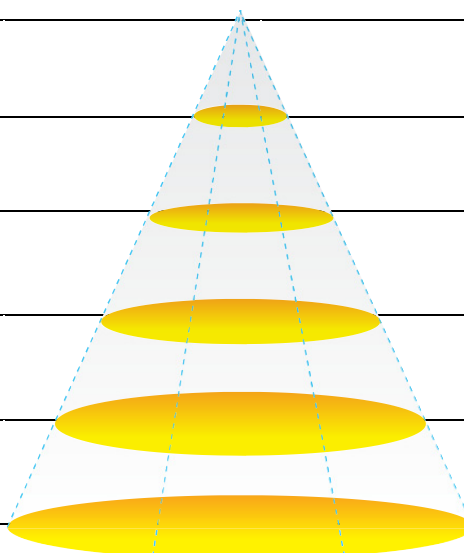


Luminous Intensity Distribution Diagram

GL-PL0606-NW / CCT : 4000K

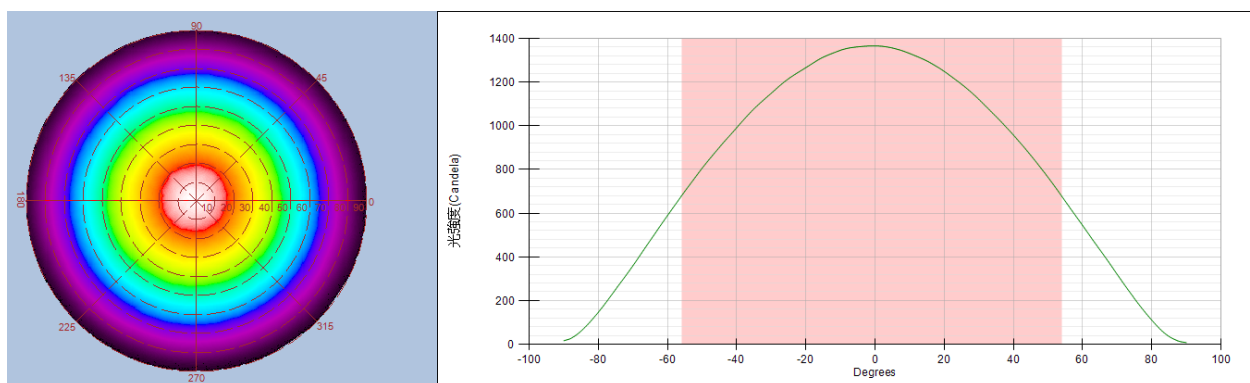
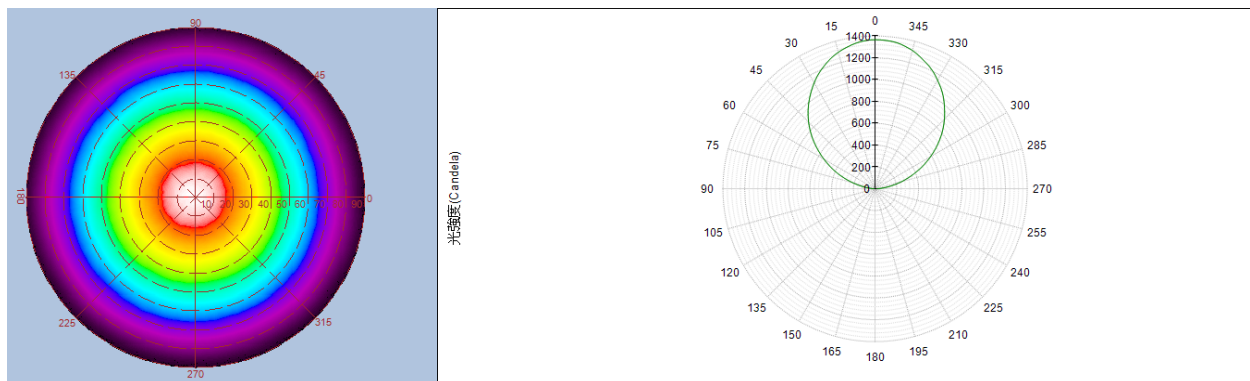


Height	E Avg.	E Max.	Diameter
1.0M	608 Lx	1228 Lx	280 cm
2.0M	152 Lx	309 Lx	560 cm
3.0M	68 Lx	137 Lx	841 cm
4.0M	38 Lx	77 Lx	1121 cm
5.0M	24 Lx	50 Lx	1401 cm

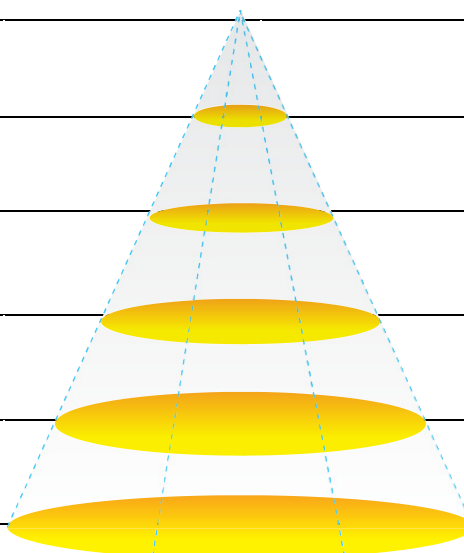


Luminous Intensity Distribution Diagram

GL-PL0606-CW / CCT : 5700K



Height	E Avg.	E Max.	Diameter
1.0M	652 Lx	1334 Lx	285 cm
2.0M	163 Lx	335 Lx	571 cm
3.0M	72 Lx	148 Lx	856 cm
4.0M	41 Lx	83 Lx	1142 cm
5.0M	26 Lx	54 Lx	1428 cm



Outline / Dimension

