

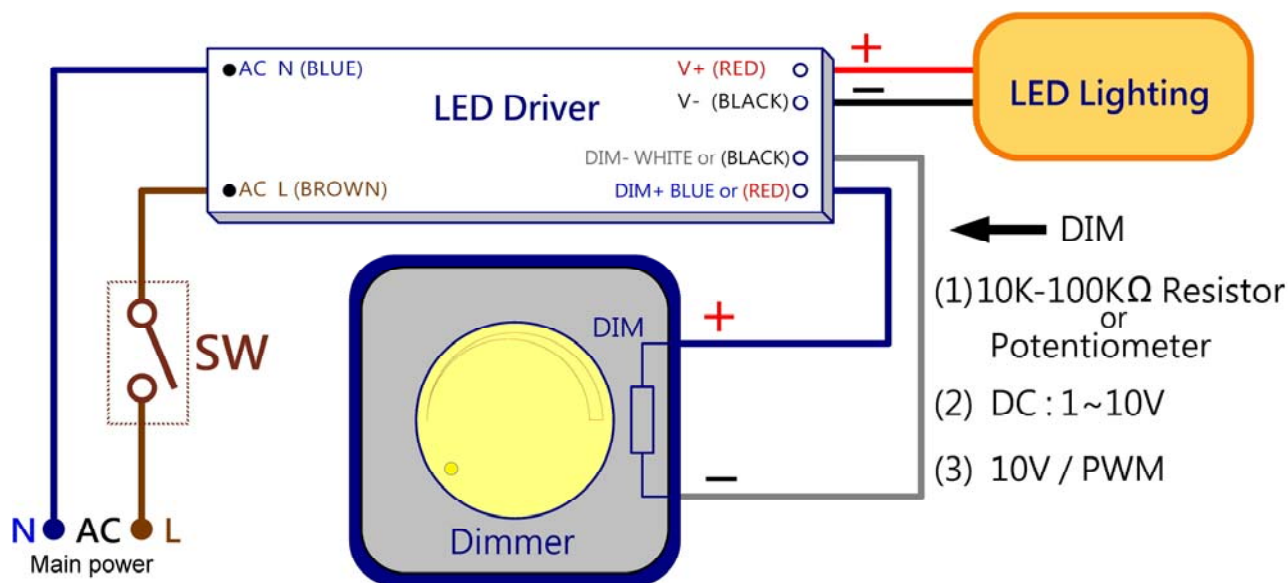
3in 1 Dimmable Function Description (1-10V)

- ◆ Connecting a variable resistor/ 1~10 V Direct Voltage or a 10V / PWM signal can adjust the output of constant current.
- ◆ Connecting "DIM +/—" to "V +/—" may damage the LED driver.
- ◆ When the control cable DIM +/— is open, V +/— output will reach 100%.
- ◆ The 3 in 1 Dimmer is not capable of turning off the LED light completely. To turn off the light, we would recommend you to use the dimmer with a switch.

In order to turn off the main power for the LED driver, we recommend installing an external switch.

Please refer to the diagram.

About Electronic Potentiometer Refer to: <http://www.glaciallight.com/products/PDF/GL-EC013.pdf>

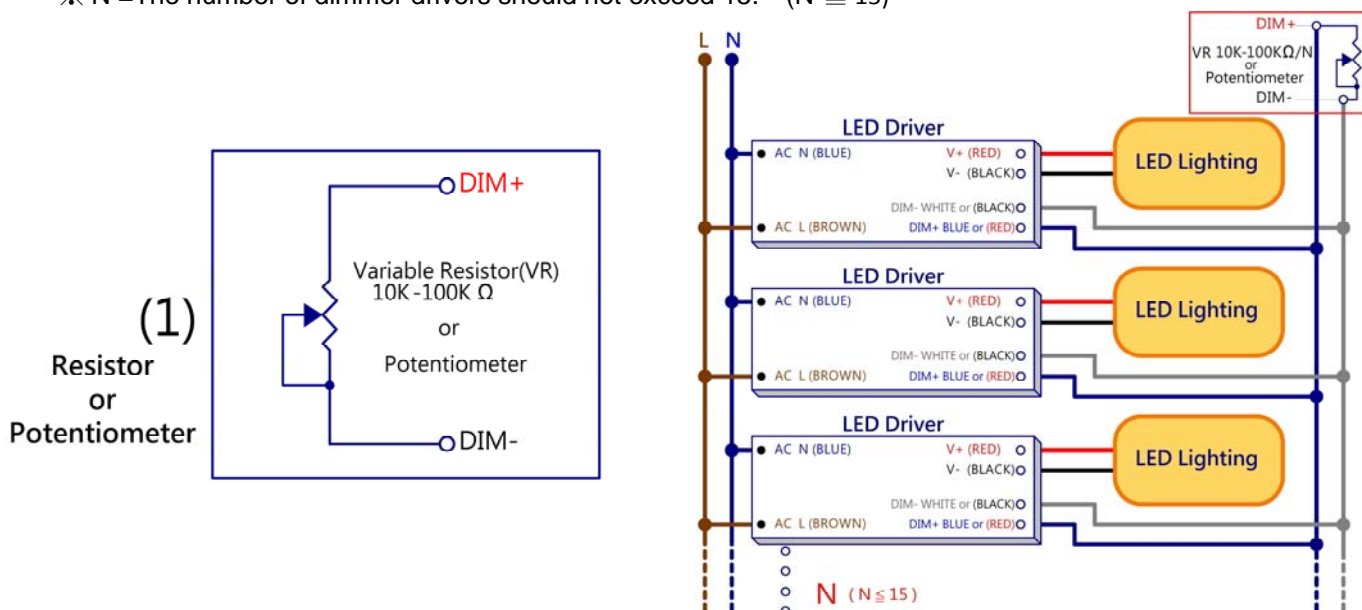


- ◆ (1) 10K-100KΩ Resistor Dimmable (Typical) :

Resistor Ω	Single-driver	10K	20K	30K	40K	50K	60K	70K	80K	90K	100K
	Multi-driver	10K/N	20K/N	30K/N	40K/N	50K/N	60K/N	70K/N	80K/N	90K/N	100K/N
	lout (%)	10%	20%	30%	40%	50%	60%	70%	80%	90%	100%

※The length of extended wire for DIM +/— shall not exceed 20 meters. (Wire \leq 20m)

※ N =The number of dimmer drivers should not exceed 15. ($N \leq 15$)

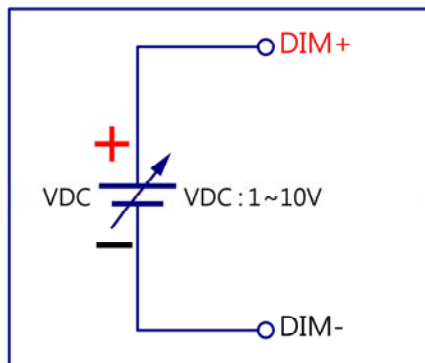




◆ (2) DC : 1-10V Dimmable (Typical) :

DIM (Voltage)	1V	2V	3V	4V	5V	6V	7V	8V	9V	10V
lout (%)	10%	20%	30%	40%	50%	60%	70%	80%	90%	100%

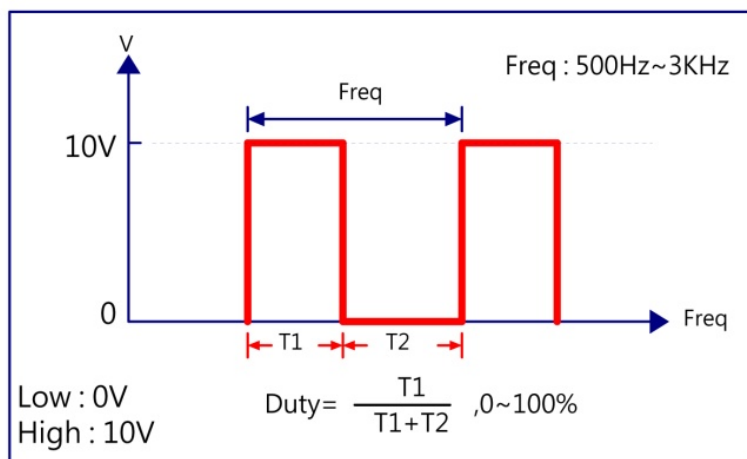
(2)
1~10V



◆ (3) 10V / PWM Dimmable (Typical) :

DIM (10V / PWM)	10%	20%	30%	40%	50%	60%	70%	80%	90%	100%
lout (%)	10%	20%	30%	40%	50%	60%	70%	80%	90%	100%

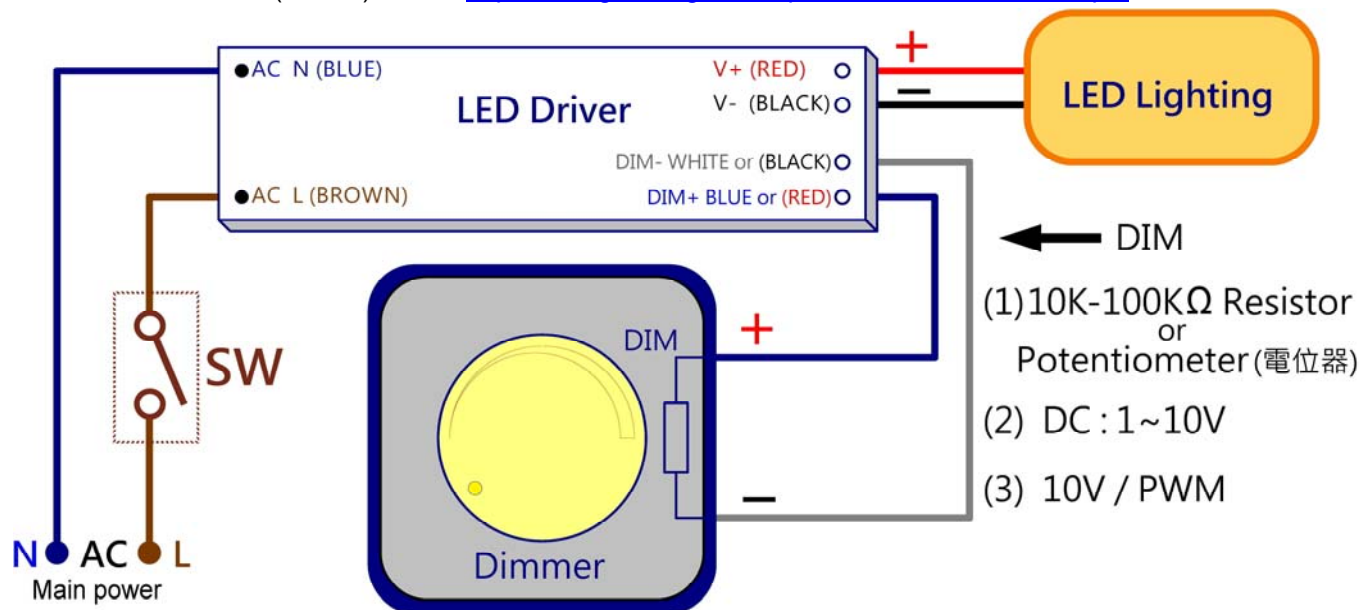
(3)
10V / PWM



3 合 1 調光功能說明 (1-10V)

- ◆ 在 DIM+ 和 DIM- 之間連接一個可變電阻或連接 1~10V 直流電壓或 10V / PWM 信號，可調整恆定電流輸出。
- ◆ 勿將 DIM+/- 與 V+/- 相連接，這樣會造成 LED 驅動器損壞。
- ◆ 當控制線 DIM+/- 開路(open)時，V+/- 輸出為 100%。
- ◆ 3 合 1 調光驅動器不能將 LED 照明完全關閉(0%)，要達到 LED Driver 主電源(main power)完全關閉，建議安裝一個外部開關(SW)，請參考下列連接方法。

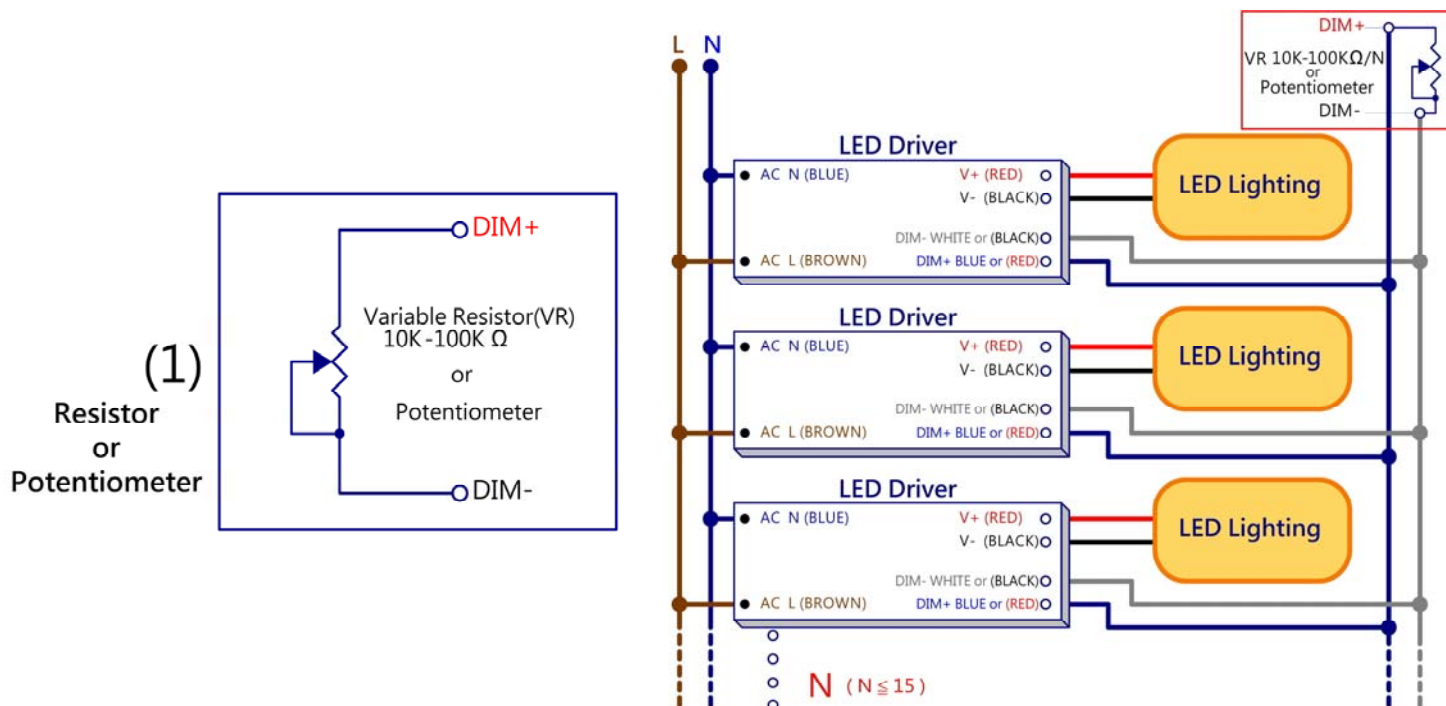
關於 Potentiometer(電位器)請參考: <http://www.glaciallight.com/products/PDF/GL-EC013.pdf>



◆ (1) 10K-100KΩ Resistor Dimmable (Typical) :

Resistor Ω	Single-driver	10K	20K	30K	40K	50K	60K	70K	80K	90K	100K
	Multi-driver	10K/N	20K/N	30K/N	40K/N	50K/N	60K/N	70K/N	80K/N	90K/N	100K/N
Iout (%)		10%	20%	30%	40%	50%	60%	70%	80%	90%	100%

※ DIM+/- 接線長度不可超過 20 公尺(Wire≤20m) · ※ N=同步調光功能 LED 驅動器數目，最多不可超過 15 台 (N≤15)

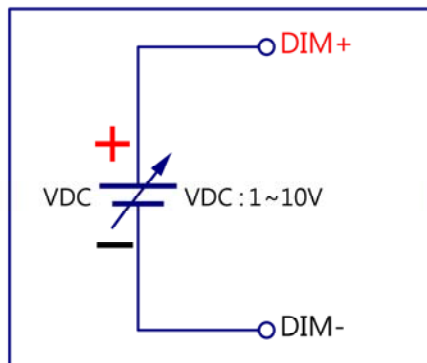




◆ (2) DC : 1-10V Dimmable (Typical) :

DIM (Voltage)	1V	2V	3V	4V	5V	6V	7V	8V	9V	10V
lout (%)	10%	20%	30%	40%	50%	60%	70%	80%	90%	100%

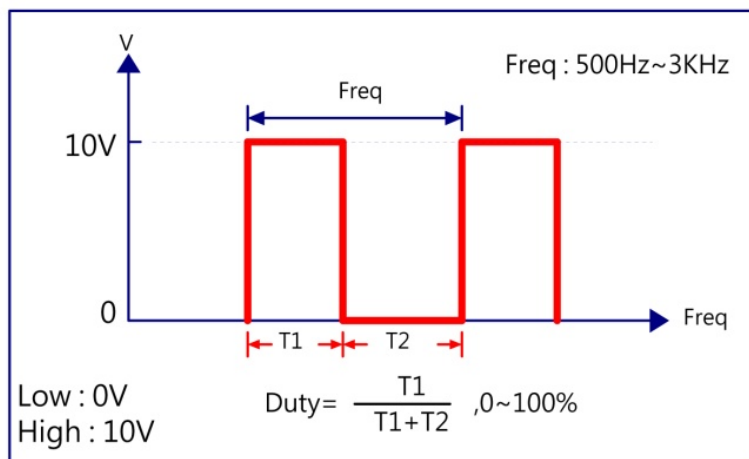
(2)
1~10V



◆ (3) 10V / PWM Dimmable (Typical) :

DIM (10V / PWM)	10%	20%	30%	40%	50%	60%	70%	80%	90%	100%
lout (%)	10%	20%	30%	40%	50%	60%	70%	80%	90%	100%

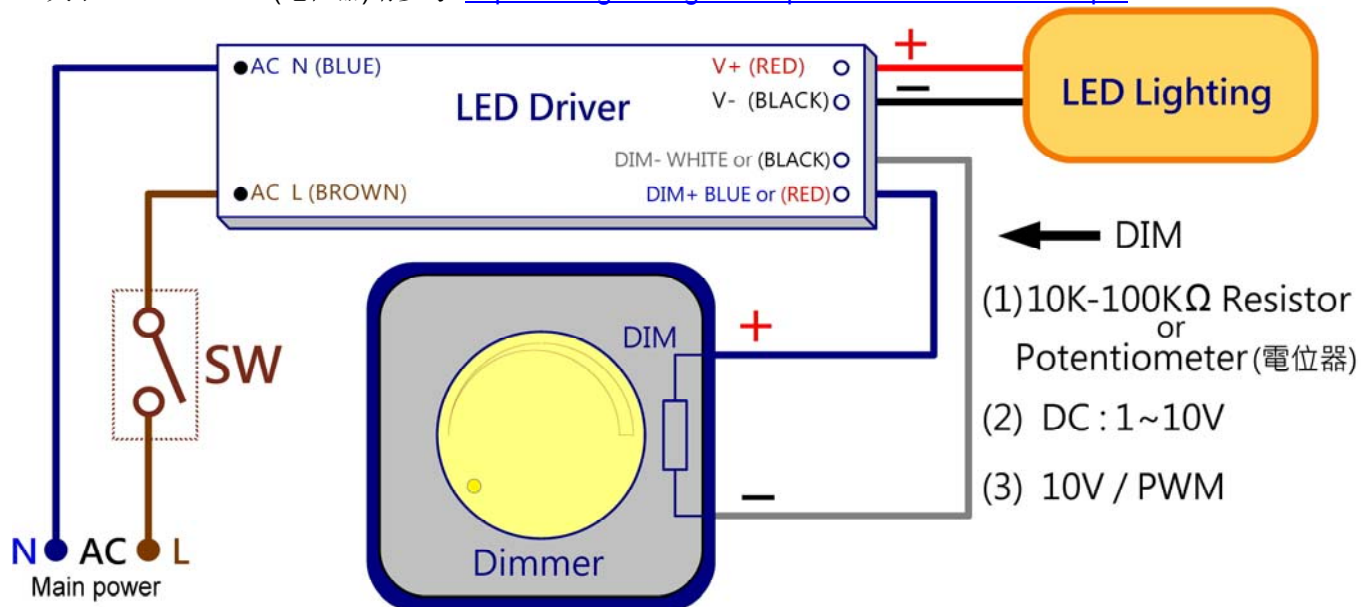
(3)
10V / PWM



3 合 1 调光功能说明 (1-10V)

- ◆ 在 DIM+ 和 DIM- 之间连接一个可变电阻或连接 1~10V 直流电压或 10V / PWM 信号，可调整恒定电流输出。
- ◆ 勿将 DIM+/- 与 V+/- 相连接，这样会造成 LED 驱动器损坏。
- ◆ 当控制线 DIM+/- 开路(open)时，V+/- 输出为 100%。
- ◆ 3 合 1 调光驱动器不能将 LED 照明完全关闭(0%)，要达到 LED Driver 主电源(main power)完全关闭，建议安装一个外部开关(SW)，请参考下列连接方法。

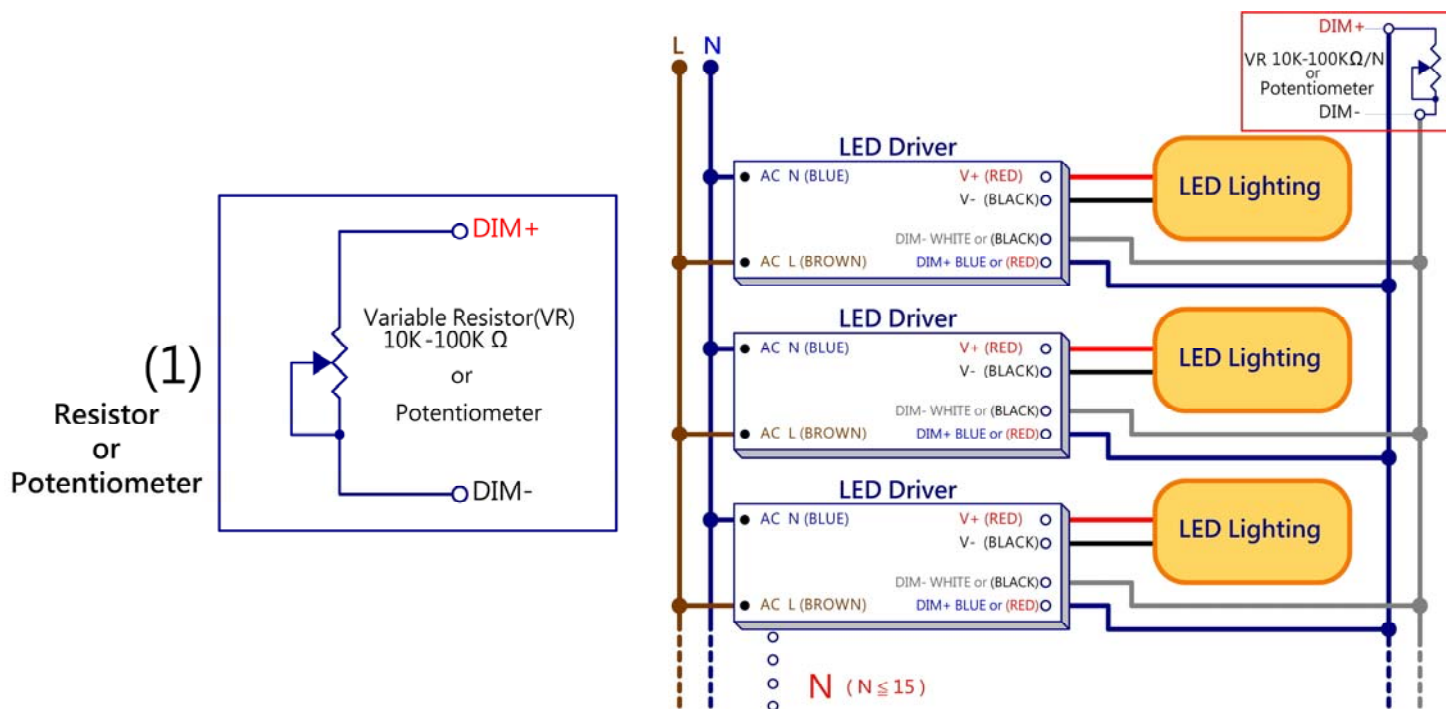
关于 Potentiometer(电位器)请参考: <http://www.glaciallight.com/products/PDF/GL-EC013.pdf>



- ◆ (1) 10K-100KΩ Resistor Dimmable (Typical) :

Resistor Ω	Single-driver	10K	20K	30K	40K	50K	60K	70K	80K	90K	100K
	Multi-driver	10K/N	20K/N	30K/N	40K/N	50K/N	60K/N	70K/N	80K/N	90K/N	100K/N
	Iout (%)	10%	20%	30%	40%	50%	60%	70%	80%	90%	100%

※ DIM+/- 接线长度不可超过 20 公尺, (Wire ≤ 20m) , ※ N=同步调光功能 LED 驱动器数目, 最多不可超过 15 台 (N ≤ 15)

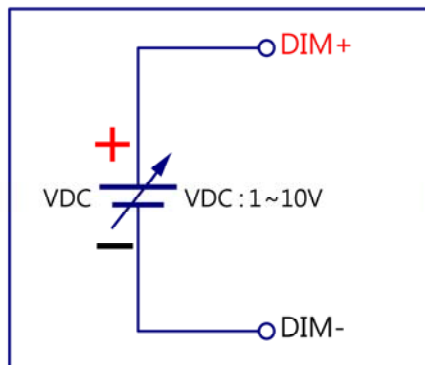




◆ (2) DC : 1-10V Dimmable (Typical) :

DIM (Voltage)	1V	2V	3V	4V	5V	6V	7V	8V	9V	10V
lout (%)	10%	20%	30%	40%	50%	60%	70%	80%	90%	100%

(2)
1~10V



◆ (3) 10V / PWM Dimmable (Typical) :

DIM (10V / PWM)	10%	20%	30%	40%	50%	60%	70%	80%	90%	100%
lout (%)	10%	20%	30%	40%	50%	60%	70%	80%	90%	100%

(3)
10V / PWM

