
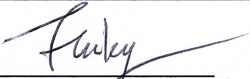
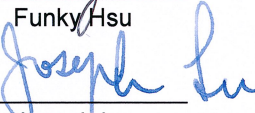




TEST REPORT EN 62471 Photobiological safety of lamps and lamp systems	
Report Reference No.	611061103601
Date of issue	2011-03-16
Total number of pages	12
Testing Laboratory	TÜV SÜD Asia Ltd. Taiwan Branch
Address	7F., No. 37, Sec. 2, Zhongyang S., Rd., Beitou District, Taipei City, 11270, Taiwan
Applicant's name	GlacialTech Inc.
Address	9Fl., No.352, Sec. 2, Jung Shan Rd., Jung He City, Taipei, Taiwan, 235, R.O.C.
Test specification:	
Standard	EN 62471:2008
Test procedure	TÜV SÜD Service
Non-standard test method	N/A
Test Report Form No.	EN62471
TRF Originator	VDE Testing and Certification Institute, modified by TÜV SÜD to EN TRF
Master TRF	Dated 2009-05
Copyright © 2009 IEC System for Conformity Testing and Certification of Electrical Equipment (IECEE), Geneva, Switzerland. All rights reserved.	
This publication may be reproduced in whole or in part for non-commercial purposes as long as the IECEE is acknowledged as copyright owner and source of the material. IECEE takes no responsibility for and will not assume liability for damages resulting from the reader's interpretation of the reproduced material due to its placement and context.	
If this Test Report Form is used by non-IECEE members, the IECEE/IEC logo and the reference to the CB Scheme procedure shall be removed.	
Test item description	LED Spotlight
Trade Mark	
Manufacturer	Same as applicant
Model/Type reference	GL-SP07xy (x:0-9, A-Z or Blank, y:0-9, A-Z or Blank)
Ratings	100-240 Vac, 50-60 Hz, 10 W
Tested by	
(+signature)	Funky Hsu
Approved by	
(+signature)	Joseph Lu



Taiwan

Summary of testing:	
Tests performed (name of test and test clause):	Testing location:
Tested on part nos. GL-SP07 to represent all models. The test sample was configured for continuous emission and powered by 240 Vac The LED output power was measured under normal conditions noted in details of measurement procedure and measurement results Measurement results: GL-SP07: See page 12 All models were complied with the requirements of Exempt Group LED Product according to EN 62471:2008.	TÜV SÜD Asia Ltd. Taiwan Branch
Summary of compliance with National Differences:	
N/A	
Copy of marking plate:	
None	



Taiwan

Test item particulars	LED Spotlight	
Tested lamp	<input checked="" type="checkbox"/> continuous wave lamps <input type="checkbox"/> pulsed lamps	
Tested lamp system	LED Spotlight	
Lamp classification group	<input checked="" type="checkbox"/> exempt <input type="checkbox"/> risk 1 <input type="checkbox"/> risk 2 <input type="checkbox"/> risk 3	
Lamp cap	N/A	
Bulb	LEDs	
Rated of the lamp	240 Vac	
Furthermore marking on the lamp	N/A	
Seasoning of lamps according IEC standard	Aging 1h	
Used measurement instrument	According to standard instruments of EN 62471:2008	
Temperature by measurement	25 °C	
Information for safety use	Exempt group	
Possible test case verdicts:		
– test case does not apply to the test object		N/A
– test object does meet the requirement		P (Pass)
– test object does not meet the requirement		F (Fail)
Testing:		
Date of receipt of test item		2011-03-09
Date (s) of performance of tests		2011-03-09 to 2011-03-16
General remarks:		
The test results presented in this report relate only to the object tested. This report shall not be reproduced, except in full, without the written approval of the Issuing testing laboratory. "(See Enclosure #)" refers to additional information appended to the report. "(See appended table)" refers to a table appended to the report. Throughout this report a comma (point) is used as the decimal separator. List of test equipment must be kept on file and available for review.		
General product information:		
The product was complied with the requirements of Exempt group LED Product according to EN 62471:2008		

EN 62471			
Clause	Requirement + Test	Result – Remark	Verdict
4	EXPOSURE LIMITS		P
	Contents of the whole Clause 4 of IEC 62471:2006 moved into a new informative Annex ZB		—
	Limits of the Artificial Optical Radiation Directive (2006/25/EC) have been applied instead of those fixed in IEC 62471:2006		P
4.1	General		P
	First paragraph deleted		—
5	MEASUREMENT OF LAMPS AND LAMP SYSTEMS		P
5.1	Measurement conditions		P
	Measurement conditions shall be reported as part of the evaluation against the exposure limits and the assignment of risk classification.		P
5.1.1	Lamp ageing (seasoning)		P
	Seasoning of lamps shall be done as stated in the appropriate IEC lamp standard.		P
5.1.2	Test environment		P
	For specific test conditions, see the appropriate IEC lamp standard or in absence of such standards, the appropriate national standards or manufacturer's recommendations.		P
5.1.3	Extraneous radiation		P
	Careful checks should be made to ensure that extraneous sources of radiation and reflections do not add significantly to the measurement results.		P
5.1.4	Lamp operation		N/A
	Operation of the test lamp shall be provided in accordance with:		N/A
	– the appropriate IEC lamp standard, or		N/A
	– the manufacturer' s recommendation		N/A
5.1.5	Lamp system operation		P
	The power source for operation of the test lamp shall be provided in accordance with:		P
	– the appropriate IEC standard, or	Test condition: Input voltage: 240 Vdc Measuring distance: 137 cm	P
	– the manufacturer' s recommendation		N/A
5.2	Measurement procedure		P
5.2.1	Irradiance measurements		P

EN 62471			
Clause	Requirement + Test	Result – Remark	Verdict
	Minimum aperture diameter 7mm.		P
	Maximum aperture diameter 50 mm.		P
	The measurement shall be made in that position of the beam giving the maximum reading.		P
	The measurement instrument is adequate calibrated.		P
5.2.2	Radiance measurements		P
5.2.2.1	Standard method		N/A
	The measurements made with an optical system.		N/A
	The instrument shall be calibrated to read in absolute radiant power per unit receiving area and per unit solid angle to acceptance averaged over the field of view of the instrument.		N/A
5.2.2.2	Alternative method		P
	Alternatively to an imaging radiance set-up, an irradiance measurement set-up with a circular field stop placed at the source can be used to perform radiance measurements.		P
5.2.3	Measurement of source size		P
	The determination of α , the angle subtended by a source, requires the determination of the 50% emission points of the source.		P
5.2.4	Pulse width measurement for pulsed sources		N/A
	The determination of Δt , the nominal pulse duration of a source, requires the determination of the time during which the emission is > 50% of its peak value.		N/A
5.3	Analysis methods		P
5.3.1	Weighting curve interpolations		P
	To standardize interpolated values, use linear interpolation on the log of given values to obtain intermediate points at the wavelength intervals desired.	see table 4.1	P
5.3.2	Calculations		P
	The calculation of source hazard values shall be performed by weighting the spectral scan by the appropriate function and calculating the total weighted energy.		P
5.3.3	Measurement uncertainty		P
	The quality of all measurement results must be quantified by an analysis of the uncertainty.		P
6	LAMP CLASSIFICATION		P

EN 62471			
Clause	Requirement + Test	Result – Remark	Verdict
	For the purposes of this standard it was decided that the values shall be reported as follows:	see table 6.1	P
	– for lamps intended for general lighting service, the hazard values shall be reported as either irradiance or radiance values at a distance which produces an illuminance of 500 lux, but not at a distance less than 200 mm		P
	– for all other light sources, including pulsed lamp sources, the hazard values shall be reported at a distance of 200 mm		N/A
6.1	Continuous wave lamps		P
6.1.1	Except Group		P
	In the except group are lamps, which does not pose any photobiological hazard. The requirement is met by any lamp that does not pose:		P
	– an actinic ultraviolet hazard (E_{eff}) within 8-hours exposure (30000 s), nor		P
	– a near-UV hazard (E_{UVA}) within 1000 s, (about 16 min), nor		P
	– a retinal blue-light hazard (L_B) within 10000 s (about 2,8 h), nor		P
	– a retinal thermal hazard (L_R) within 10 s, nor		P
	– an infrared radiation hazard for the eye (E_{IR}) within 1000 s		P
6.1.2	Risk Group 1 (Low-Risk)		N/A
	In this group are lamps, which exceeds the limits for the except group but that does not pose:		N/A
	– an actinic ultraviolet hazard (E_{eff}) within 10000 s, nor		N/A
	– a near ultraviolet hazard (E_{UVA}) within 300 s, nor		N/A
	– a retinal blue-light hazard (L_B) within 100 s, nor		N/A
	– a retinal thermal hazard (L_R) within 10 s, nor		N/A
	– an infrared radiation hazard for the eye (E_{IR}) within 100 s		N/A
	Lamps that emit infrared radiation without a strong visual stimulus and do not pose a near-infrared retinal hazard (L_{IR}), within 100 s are in Risk Group 1.		N/A
6.1.3	Risk Group 2 (Moderate-Risk)		N/A
	This requirement is met by any lamp that exceeds the limits for Risk Group 1, but that does not pose:		N/A

EN 62471			
Clause	Requirement + Test	Result – Remark	Verdict
	– an actinic ultraviolet hazard (E_{eff}) within 1000 s exposure, nor		N/A
	– a near ultraviolet hazard (E_{UVA}) within 100 s, nor		N/A
	– a retinal blue-light hazard (L_B) within 0,25 s (aversion response), nor		N/A
	– a retinal thermal hazard (L_R) within 0,25 s (aversion response), nor		N/A
	– an infrared radiation hazard for the eye (E_{IR}) within 10 s		N/A
	Lamps that emit infrared radiation without a strong visual stimulus and do not pose a near-infrared retinal hazard (L_{IR}), within 10 s are in Risk Group 2.		N/A
6.1.4	Risk Group 3 (High-Risk)		N/A
	Lamps which exceed the limits for Risk Group 2 are in Group 3.		N/A
6.2	Pulsed lamps		N/A
	Pulse lamp criteria shall apply to a single pulse and to any group of pulses within 0,25 s.		N/A
	A pulsed lamp shall be evaluated at the highest nominal energy loading as specified by the manufacturer.		N/A
	The risk group determination of the lamp being tested shall be made as follows:		N/A
	– a lamp that exceeds the exposure limit shall be classified as belonging to Risk Group 3 (High-Risk)		N/A
	– for single pulsed lamps, a lamp whose weighted radiant exposure or weighted radiance does is below the EL shall be classified as belonging to the Exempt Group		N/A
	– for repetitively pulsed lamps, a lamp whose weighted radiant exposure or weighted radiance dose is below the EL, shall be evaluated using the continuous wave risk criteria discussed in clause 6.1, using time averaged values of the pulsed emission		N/A

EN 62471			
Clause	Requirement + Test	Result – Remark	Verdict

Table 4.1 Spectral weighting function for assessing ultraviolet hazards for skin and eye -

λ in nm	S (λ)	λ in nm	S (λ)	λ in nm	S (λ)	λ in nm	S (λ)	λ in nm	S (λ)
180	0,0120	228	0,1737	276	0,9434	324	0,000520	372	0,000086
181	0,0126	229	0,1819	277	0,9272	325	0,000500	373	0,000083
182	0,0132	230	0,1900	278	0,9112	326	0,000479	374	0,000080
183	0,0138	231	0,1995	279	0,8954	327	0,000459	375	0,000077
184	0,0144	232	0,2089	280	0,8800	328	0,000440	376	0,000074
185	0,0151	233	0,2188	281	0,8568	329	0,000425	377	0,000072
186	0,0158	234	0,2292	282	0,8342	330	0,000410	378	0,000069
187	0,0166	235	0,2400	283	0,8122	331	0,000396	379	0,000066
188	0,0173	236	0,2510	284	0,7908	332	0,000383	380	0,000064
189	0,0181	237	0,2624	285	0,7700	333	0,000370	381	0,000062
190	0,0190	238	0,2744	286	0,7420	334	0,000355	382	0,000059
191	0,0199	239	0,2869	287	0,7151	335	0,000340	383	0,000057
192	0,0208	240	0,3000	288	0,6891	336	0,000327	384	0,000055
193	0,0218	241	0,3111	289	0,6641	337	0,000315	385	0,000053
194	0,0228	242	0,3227	290	0,6400	338	0,000303	386	0,000051
195	0,0239	243	0,3347	291	0,6186	339	0,000291	387	0,000049
196	0,0250	244	0,3471	292	0,5980	340	0,000280	388	0,000047
197	0,0262	245	0,3600	293	0,5780	341	0,000271	389	0,000046
198	0,0274	246	0,3730	294	0,5587	342	0,000263	390	0,000044
199	0,0287	247	0,3865	295	0,5400	343	0,000255	391	0,000042
200	0,0300	248	0,4005	296	0,4984	344	0,000248	392	0,000041
201	0,0334	249	0,4150	297	0,4600	345	0,000240	393	0,000039
202	0,0371	250	0,4300	298	0,3989	346	0,000231	394	0,000037
203	0,0412	251	0,4465	299	0,3459	347	0,000223	395	0,000036
204	0,0459	252	0,4637	300	0,3000	348	0,000215	396	0,000035
205	0,0510	253	0,4815	301	0,2210	349	0,000207	397	0,000033
206	0,0551	254	0,5000	302	0,1629	350	0,000200	398	0,000032
207	0,0595	255	0,5200	303	0,1200	351	0,000191	399	0,000031
208	0,0643	256	0,5437	304	0,0849	352	0,000183	400	0,000030
209	0,0694	257	0,5685	305	0,0600	353	0,000175		
210	0,0750	258	0,5945	306	0,0454	354	0,000167		
211	0,0786	259	0,6216	307	0,0344	355	0,000160		
212	0,0824	260	0,6500	308	0,0260	356	0,000153		
213	0,0864	261	0,6792	309	0,0197	357	0,000147		
214	0,0906	262	0,7098	310	0,0150	358	0,000141		
215	0,0950	263	0,7417	311	0,0111	359	0,000136		
216	0,0995	264	0,7751	312	0,0081	360	0,000130		
217	0,1043	265	0,8100	313	0,0060	361	0,000126		
218	0,1093	266	0,8449	314	0,0042	362	0,000122		
219	0,1145	267	0,8812	315	0,0030	363	0,000118		
220	0,1200	268	0,9192	316	0,0024	364	0,000114		
221	0,1257	269	0,9587	317	0,0020	365	0,000110		
222	0,1316	270	1,0000	318	0,0016	366	0,000106		
223	0,1378	271	0,9919	319	0,0012	367	0,000103		
224	0,1444	272	0,9838	320	0,0010	368	0,000099		
225	0,1500	273	0,9758	321	0,000819	369	0,000096		
226	0,1583	274	0,9679	322	0,000670	370	0,000093		

EN 62471			
Clause	Requirement + Test	Result – Remark	Verdict

Table 4.2	Spectral weighting functions for assessing retinal hazards from broadband optical sources		-
Wavelength nm	Blue-light hazard function B (λ)	Burn hazard function R (λ)	
$300 \leq \lambda < 380$	0,01		
380	0,01	0,1	
385	0,013	0,13	
390	0,025	0,25	
395	0,05	0,5	
400	0,1	1	
405	0,2	2	
410	0,4	4	
415	0,8	8	
420	0,9	9	
425	0,95	9,5	
430	0,98	9,8	
435	1	10	
440	1	10	
445	0,97	9,7	
450	0,94	9,4	
455	0,9	9	
460	0,8	8	
465	0,7	7	
470	0,62	6,2	
475	0,55	5,5	
480	0,45	4,5	
485	0,32	3,2	
490	0,22	2,2	
495	0,16	1,6	
500	0,1	1	
$500 < \lambda \leq 600$	$10^{0,02(450-\lambda)}$	1	
$600 < \lambda \leq 700$	0,001	1	
$700 < \lambda \leq 1050$		$10^{0,002(700-\lambda)}$	
$1050 < \lambda \leq 1150$		0,2	
$1150 < \lambda \leq 1200$		$0,2 \cdot 10^{0,02(1150-\lambda)}$	
$1200 < \lambda \leq 1400$		0,02	

EN 62471			
Clause	Requirement + Test	Result – Remark	Verdict


Table 5.4 Summary of the ELs for the surface of the skin or cornea (irradiance based values)						-
Hazard Name	Relevant equation	Wavelength range nm	Exposure duration sec	Limiting aperture rad (deg)	EL in terms of constant irradiance $W \cdot m^{-2}$	
Actinic UV skin & eye	$E_{eff} = \sum E_{\lambda} \cdot S(\lambda) \cdot \Delta\lambda$	180 – 400	< 30000	1,4 (80)	30/t	
Eye UV-A	$E_{UVA} = \sum E_{\lambda} \cdot \Delta\lambda$	315 – 400	≤ 1000 > 1000	1,4 (80)	10000/t 10	
Blue-light small source	$E_B = \sum E_{\lambda} \cdot B(\lambda) \cdot \Delta\lambda$	300 – 700	≤ 10000 > 10000	< 0,011	100/t 0,01	
Eye IR	$E_{IR} = \sum E_{\lambda} \cdot \Delta\lambda$	780 – 3000	≤ 1000 > 1000	1,4 (80)	$18000/t^{0,75}$ 100	
Skin thermal	$E_{skin} = \sum E_{\lambda} \cdot \Delta\lambda$	380 – 3000	< 10	2π sr	$20000/t^{0,75}$	

Table 5.5 Summary of the ELs for the retina (radiance based values)						-
Hazard Name	Relevant equation	Wavelength range nm	Exposure duration sec	Field of view radians	EL in terms of constant radiance $W \cdot m^{-2} \cdot sr^{-1}$	
Blue light	$L_B = \sum L_{\lambda} \cdot B(\lambda) \cdot \Delta\lambda$	300 – 700	0,25 – 10 10-100 100-10000 ≥ 10000	$0,011 \cdot \sqrt{(t/10)}$ 0,011 $0,0011 \cdot \sqrt{t}$ 0,1	$10^6/t$ $10^6/t$ $10^6/t$ 100	
Retinal thermal	$L_R = \sum L_{\lambda} \cdot R(\lambda) \cdot \Delta\lambda$	380 – 1400	< 0,25 0,25 – 10	0,0017 $0,011 \cdot \sqrt{(t/10)}$	$50000/(\alpha \cdot t^{0,25})$ $50000/(\alpha \cdot t^{0,25})$	
Retinal thermal (weak visual stimulus)	$L_{IR} = \sum L_{\lambda} \cdot R(\lambda) \cdot \Delta\lambda$	780 – 1400	> 10	0,011	$6000/\alpha$	

EN 62471									
Clause	Requirement + Test			Result – Remark				Verdict	
Table 6.1	Emission limits for risk groups of continuous wave lamps (based on EU Directive 2006/25/EC)							P	
	Model no.....:			GL-SP07				-	
Risk	Action spectrum	Symbol	Units	Emission Measurement					
				Exempt		Low risk		Mod risk	
				Limit	Result	Limit	Result	Limit	Result
Actinic UV	S _{UV} (λ)	E _{eff}	W•m ⁻²	0,001	0	-	-	-	-
Near UV		E _{UVA}	W•m ⁻²	0,33	0	-	-	-	-
Blue light	B(λ)	L _B	W•m ⁻² •sr ⁻¹	100	10.9343	10000		4000000	
Blue light, small source	B(λ)	E _B	W•m ⁻²	0,01*	-	1,0		400	
Retinal thermal	R(λ)	L _R	W•m ⁻² •sr ⁻¹	599571	122.4	28000/α		71000/α	
Retinal thermal, weak visual stimulus**	R(λ)	L _{IR}	W•m ⁻² •sr ⁻¹	545000	-				
				0,0017≤ α ≤ 0,011					
				6000/α	-				
				0,011≤ α ≤ 0,1					
IR radiation, eye		E _{IR}	W•m ⁻²	100	0	570		3200	
* Small source defined as one with α < 0,011 radian. Averaging field of view at 10000 s is 0,1 radian.									
** Involves evaluation of non-GLS source									
NOTE The action functions: see Table 4.1 and Table 4.2									
The applicable aperture diameters: see 4.2.1									
The limitations for the angular subtenses: see 4.2.2									
The related measurement condition 5.2.3 and the range of acceptance angles: see Table 5.5									

PHOTO:

Model no.: GL-SP07



Model no.: GL-SP07

