



廣益全球驗證有限公司
新北市中和區橋和路120號9樓之二
TEL: 886 - 2 - 2248.0810
Fax: 886 - 2 - 2248.0811

Great One Global Certification Co Ltd
9F-2, No.120, Qiaohe Rd., Zhonghe Dist.,
New Taipei City 235, Taiwan (R.O.C.)
Email: sales@go-safety.com.tw

Optical Report For Luminaires

Applicant : GlacialTech Inc

Applicant Add : 9Fl., No.352, Sec.2, Jung Shan Rd., Jung He City, Taipei,
Taiwan, 235, R.O.C

Report No : GO11122701-3

Product Name : LED Flood Light

Model No : GL-FL12-CW

Sample No : 11122701-3

Test Specification : IESNA LM-79-08, Approved Method: Electrical and
Photometric Measurements of Solid-State Lighting
Products. (Deviation - Type C Goniophotometer of
Rotating Luminaire)

Test Date : 2011-12-30

Issue Date : 2012-01-02

- Note: 1. The test results of this report relate only to the tested sample identified in this report.
2. This report shall not be reproduced, in full or in portion, except for having written approval from Great One Global Certification Co. , Ltd.
3. The data in report cannot be used for advertisement, publication and promotion.

Tested By:

Reviewed By:

Chuck Lee
Project Engineer

David Yuan
Manager

Great One Global Certification Co.

Product: LED Flood Light
Manufacturer: GlacialTech Inc
Sample No.: GL-FL12-CW
Tested By: Nadia Chen

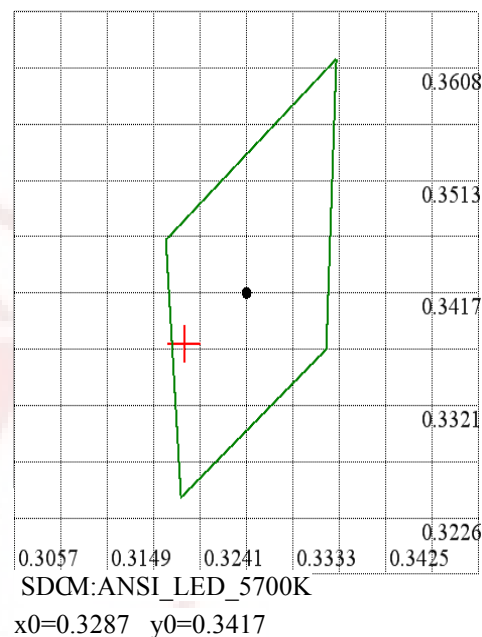
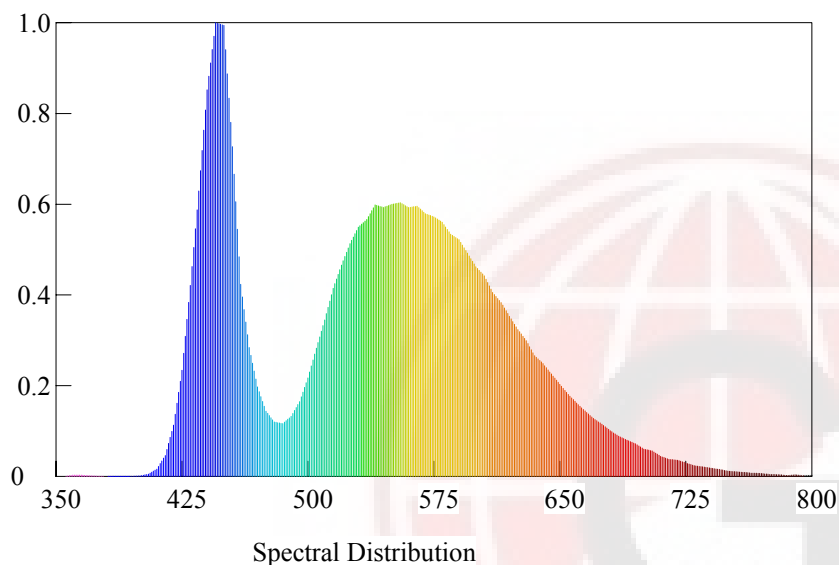
Date:12-29-2011
Reviewed By: Roy Kao

Test Condition

Temperature: 24.1°C
Spectrum Range: 350-800 nm

RH:59%
Scan Step: 5 nm

Spectroradiometric Parameters



Chromaticity Coordinates: $x=0.3225$ $y=0.3374$ $u'=0.2014$ $v'=0.4742$

Correlated Color Temperature: 5964 K

Dominant Wavelength: 496.0 nm(E)

Luminous Flux: 706.652 lm

Purity:0.0349

Chromaticity Difference: 0.0027Duv

Peak Wavelength: 447.3 nm

Color Ratio: $K_r=29.8\%$ $K_g=61.1\%$ $K_b=9.1\%$

Color Tolerance: 0.0 SDCM

Bandwidth:26.9nm

Radiant Flux: 2.213 W

Rendering Index: $R_a=70.6$

$R_1=69$ $R_2=74$ $R_3=75$ $R_4=73$ $R_5=70$ $R_6=64$ $R_7=79$ $R_8=61$

$R_9=-26$ $R_{10}=36$ $R_{11}=70$ $R_{12}=42$ $R_{13}=70$ $R_{14}=86$ $R_{15}=65$

Electric Parameters

Voltage: 120.2 V

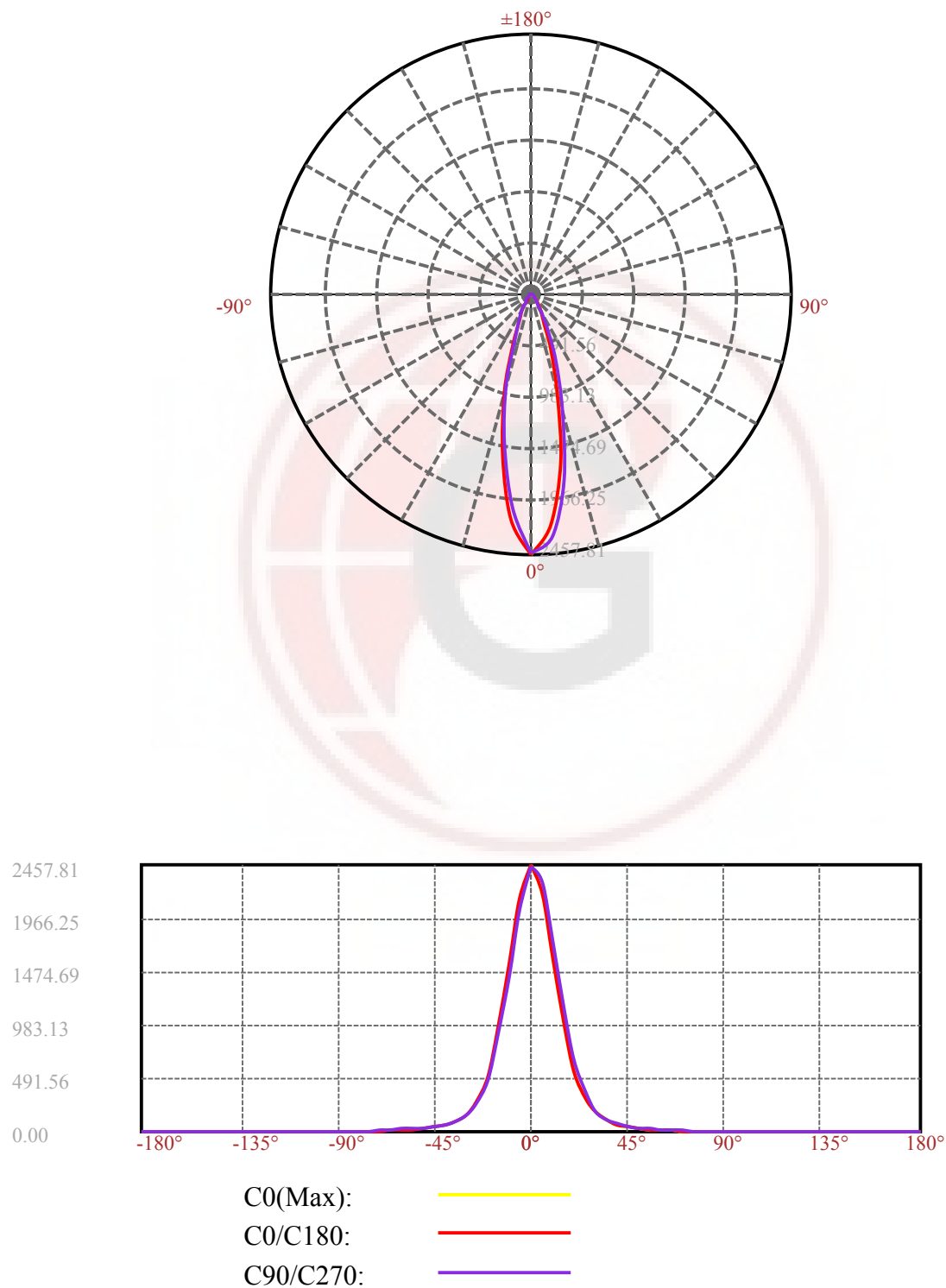
Current: 0.128 A

Power Factor: 0.859

Power: 13.205 W

Luminous Efficacy: 53.514 lm/W

Light Distribution Curve [Unit: cd]

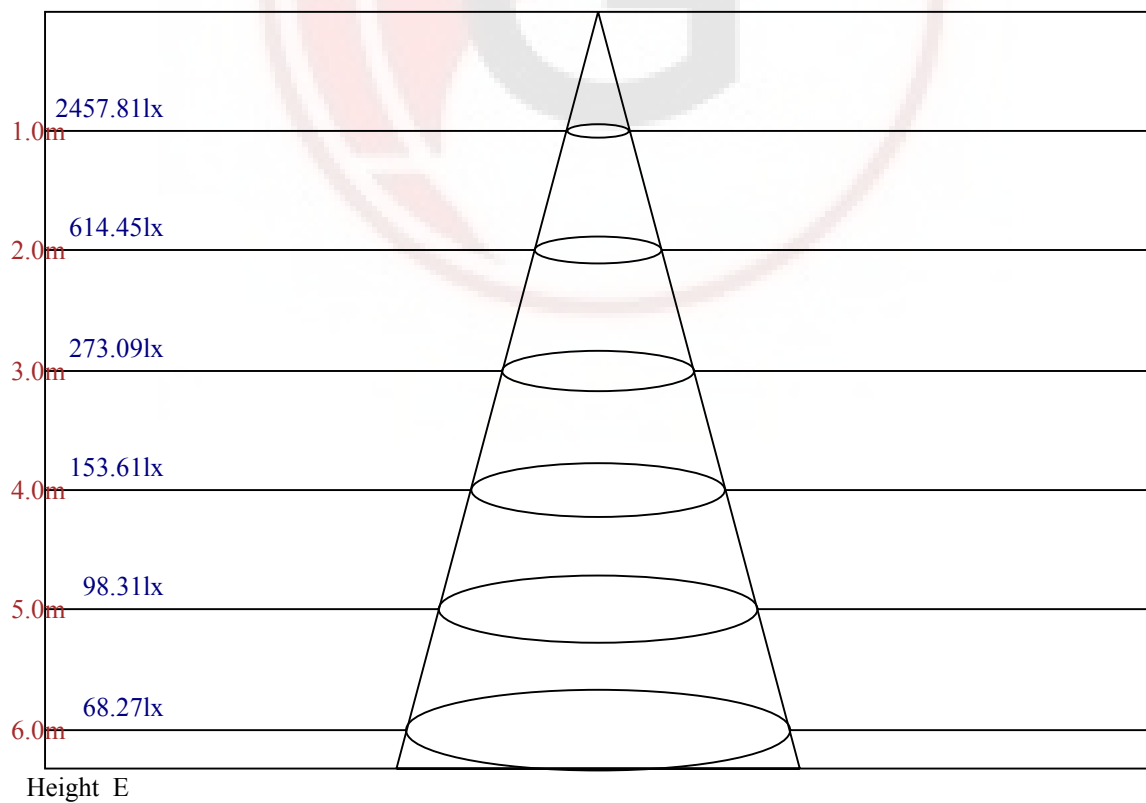
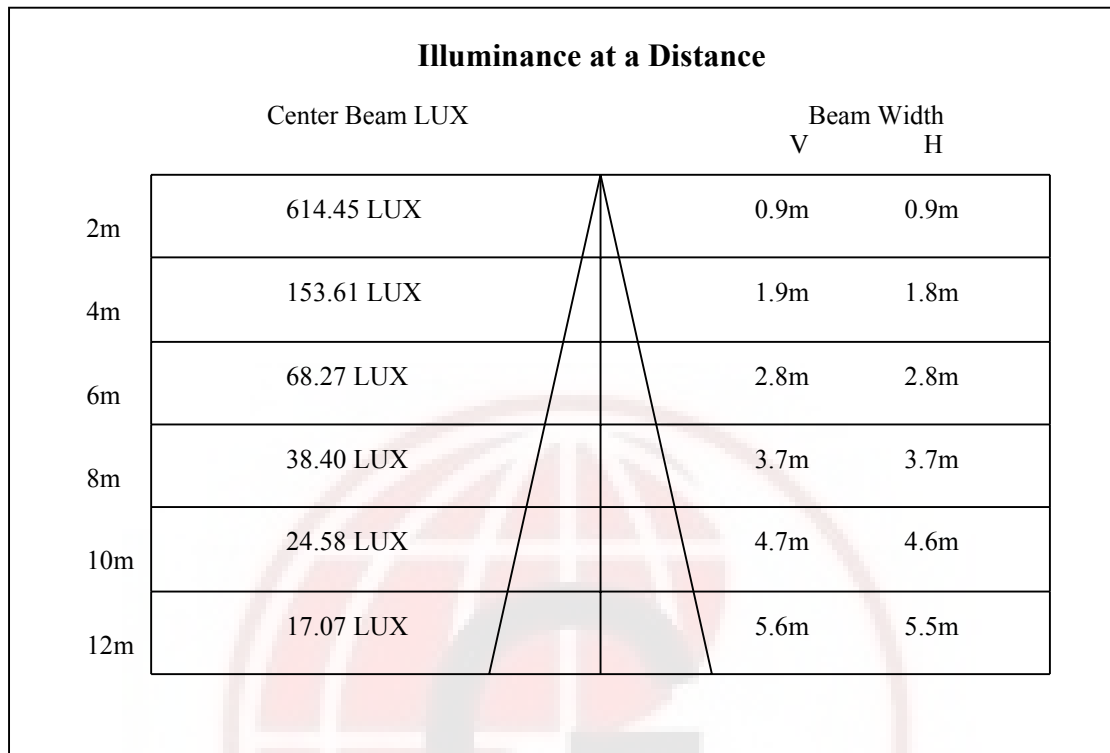


Equipment: GMS1800
Temperature($^\circ\text{C}$): 24.1

Date: 2011/12/30
Humidity(%): 64.0%

Operator: Nadia Chen
Distance(m): 12.50

Lux distance Curve

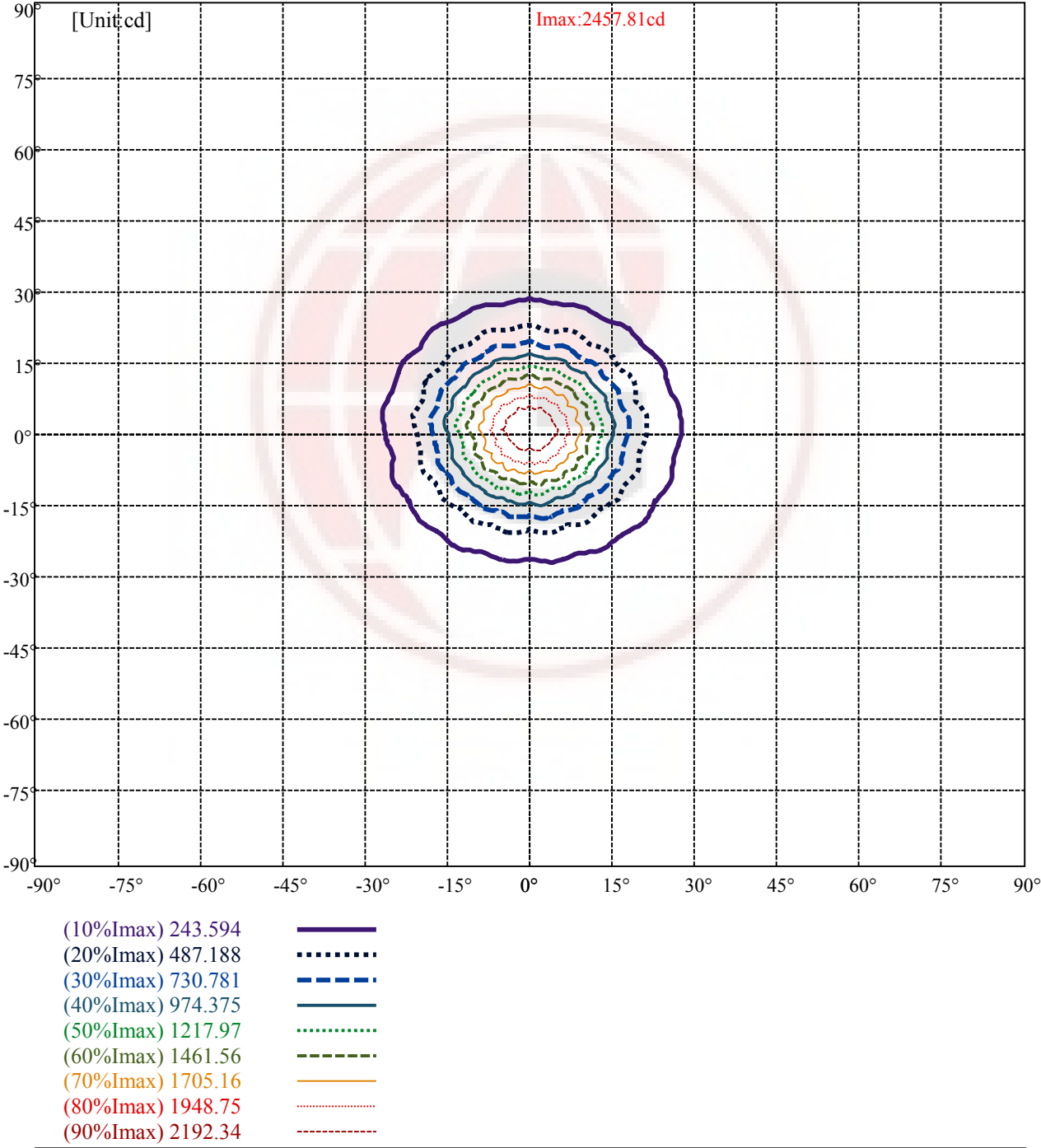


Equipment: GMS1800
Temperature(°C): 24.1

Date: 2011/12/30
Humidity(%): 64.0%

Operator: Nadia Chen
Distance(m): 12.50

ISO-Intensity(V-H)

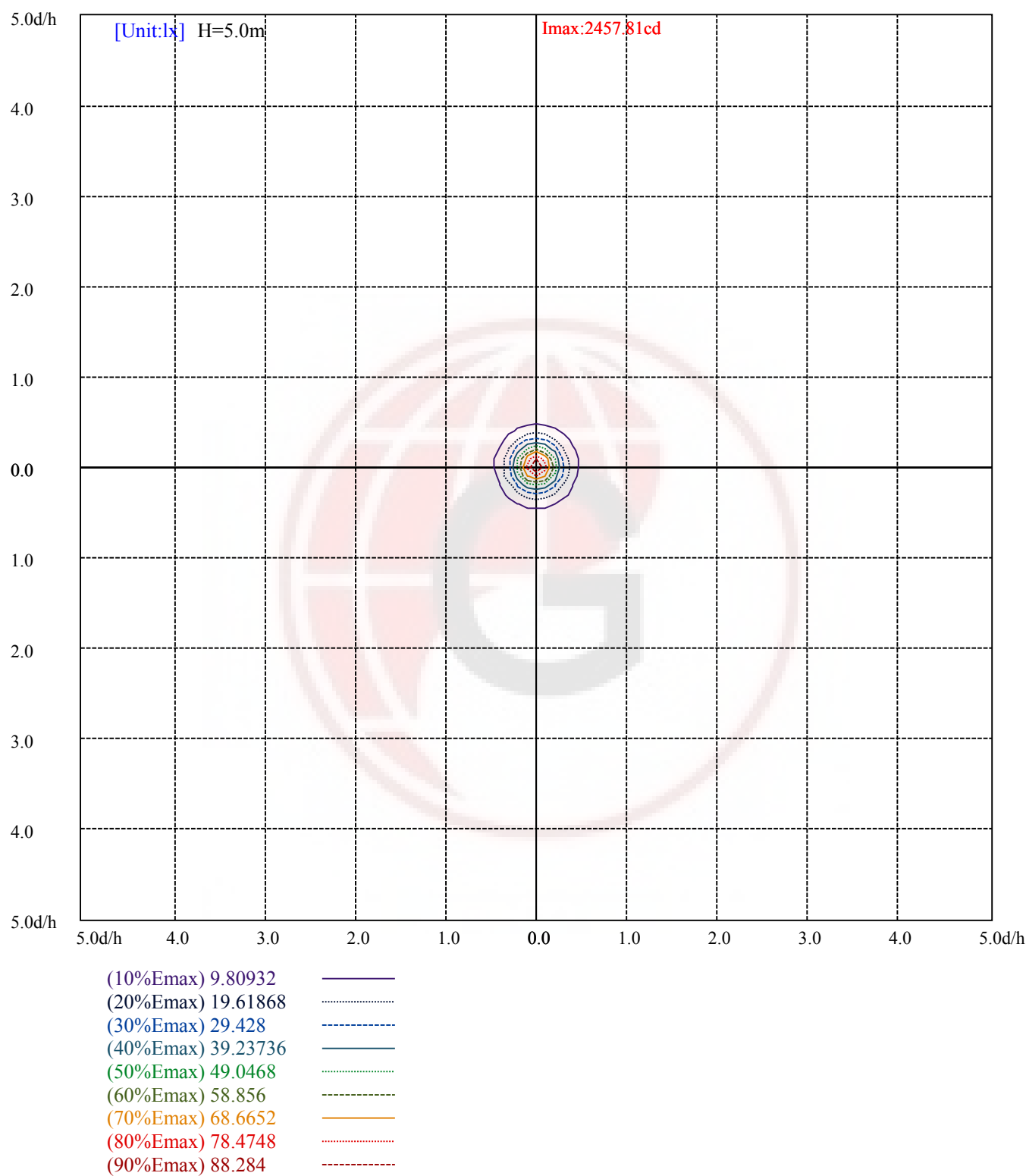


Equipment: GMS1800
Temperature(°C): 24.1

Date: 2011/12/30
Humidity(%): 64.0%

Operator: Nadia Chen
Distance(m): 12.50

ISO illuminance diagram



Equipment: GMS1800
Temperature(°C): 24.1

Date: 2011/12/30
Humidity(%): 64.0%

Operator: Nadia Chen
Distance(m): 12.50

Intensity data(cd)

C/γ(°)	0.0	5.0	10.0	15.0	20.0	25.0	30.0	35.0	40.0
0.0	2457.81	2190.63	1612.50	993.75	546.88	306.25	181.25	101.56	62.50
10.0	2448.44	2223.44	1659.38	1035.94	573.44	320.31	179.69	104.69	64.06
20.0	2454.69	2175.00	1565.63	982.81	501.56	290.63	168.75	93.75	62.50
30.0	2450.00	2259.38	1715.63	1051.56	598.44	334.38	184.38	107.81	73.44
40.0	2456.25	2154.69	1617.19	1021.88	540.63	304.69	175.00	101.56	67.19
50.0	2448.44	2284.38	1753.13	1087.50	621.88	343.75	185.94	107.81	71.88
60.0	2454.69	2223.44	1667.19	1045.31	576.56	304.69	171.88	98.44	62.50
70.0	2437.50	2307.81	1759.38	1132.81	681.25	348.44	184.38	109.38	67.19
80.0	2446.88	2237.50	1659.38	1081.25	567.19	317.19	173.44	96.88	60.94
90.0	2435.94	2292.19	1776.56	1131.25	664.06	359.38	184.38	106.25	68.75
100.0	2442.19	2215.63	1665.63	1064.06	595.31	320.31	170.31	95.31	62.50
110.0	2431.25	2309.38	1742.19	1129.69	681.25	346.88	185.94	101.56	64.06
120.0	2443.75	2187.50	1631.25	1054.69	564.06	307.81	168.75	92.19	59.38
130.0	2443.75	2260.94	1731.25	1079.69	618.75	339.06	173.44	98.44	64.06
140.0	2448.44	2182.81	1620.31	1006.25	548.44	281.25	159.38	92.19	57.81
150.0	2448.44	2250.00	1679.69	1059.38	600.00	314.06	167.19	100.00	62.50
160.0	2456.25	2139.06	1567.19	992.19	515.63	276.56	154.69	87.50	57.81
170.0	2448.44	2217.19	1659.38	1071.88	568.75	306.25	157.81	95.31	62.50
180.0	2457.81	2132.81	1550.00	950.00	509.38	276.56	150.00	87.50	56.25
190.0	2448.44	2085.94	1432.81	906.25	484.38	245.31	142.19	84.38	54.69
200.0	2454.69	2170.31	1565.63	959.38	532.81	282.81	153.13	90.63	60.94
210.0	2450.00	2056.25	1464.06	898.44	467.19	259.38	146.88	85.94	56.25
220.0	2456.25	2154.69	1573.44	932.81	526.56	282.81	157.81	95.31	62.50
230.0	2448.44	2045.31	1445.31	885.94	470.31	267.19	145.31	89.06	60.94
240.0	2454.69	2125.00	1540.63	939.06	520.31	290.63	168.75	96.88	62.50
250.0	2437.50	2050.00	1421.88	876.56	481.25	260.94	151.56	92.19	59.38
260.0	2446.88	2135.94	1521.88	932.81	534.38	287.50	160.94	98.44	64.06
270.0	2435.94	2026.56	1434.38	892.19	476.56	265.63	153.13	90.63	60.94
280.0	2442.19	2121.88	1542.19	975.00	528.13	292.19	170.31	98.44	65.63
290.0	2431.25	2054.69	1429.69	881.25	487.50	267.19	157.81	93.75	62.50
300.0	2443.75	2148.44	1604.69	935.94	535.94	296.88	173.44	107.81	68.75
310.0	2443.75	2057.81	1464.06	846.88	481.25	278.13	157.81	100.00	65.63
320.0	2448.44	2150.00	1573.44	956.25	526.56	303.13	178.13	109.38	70.31
330.0	2448.44	2093.75	1470.31	896.87	490.63	278.13	165.63	96.88	64.06
340.0	2456.25	2182.81	1604.69	956.25	542.19	306.25	171.88	106.25	70.31
350.0	2448.44	2101.56	1504.69	903.13	492.19	278.13	162.50	93.75	59.38
360.0	2457.81	2190.63	1612.50	993.75	546.88	306.25	181.25	101.56	62.50

Equipment: GMS1800
Temperature(°C): 24.1

Date: 2011/12/30
Humidity(%): 64.0%

Operator: Nadia Chen
Distance(m): 12.50

Intensity data(cd)

C/γ(°)	45.0	50.0	55.0	60.0	65.0	70.0	75.0	80.0	85.0
0.0	43.75	31.25	21.88	18.75	7.81	4.69	1.56	0.00	0.00
10.0	43.75	31.25	23.44	18.75	10.94	4.69	1.56	1.56	3.13
20.0	43.75	31.25	23.44	17.19	10.94	4.69	1.56	3.13	1.56
30.0	48.44	34.38	25.00	18.75	10.94	3.13	1.56	1.56	1.56
40.0	45.31	32.81	21.88	15.63	7.81	6.25	3.13	1.56	1.56
50.0	50.00	34.38	23.44	14.06	9.38	6.25	1.56	1.56	1.56
60.0	45.31	29.69	18.75	14.06	7.81	4.69	1.56	0.00	1.56
70.0	45.31	31.25	21.88	17.19	10.94	6.25	1.56	0.00	1.56
80.0	42.19	28.13	21.88	20.31	12.50	6.25	3.13	1.56	1.56
90.0	45.31	31.25	25.00	21.88	15.63	7.81	3.13	1.56	1.56
100.0	40.63	28.13	23.44	20.31	14.06	6.25	3.13	1.56	1.56
110.0	45.31	29.69	21.88	18.75	10.94	6.25	3.13	1.56	1.56
120.0	42.19	28.13	20.31	14.06	7.81	4.69	1.56	1.56	1.56
130.0	45.31	32.81	21.88	14.06	9.38	7.81	3.13	1.56	1.56
140.0	40.63	31.25	23.44	14.06	9.38	4.69	3.13	1.56	1.56
150.0	43.75	32.81	23.44	18.75	10.94	4.69	1.56	0.00	1.56
160.0	40.63	29.69	23.44	15.63	10.94	4.69	1.56	0.00	1.56
170.0	42.19	31.25	21.88	15.63	10.94	4.69	1.56	1.56	0.00
180.0	40.63	29.69	21.88	15.63	9.38	3.13	0.00	1.56	0.00
190.0	39.06	28.13	21.88	15.63	9.38	3.13	1.56	1.56	0.00
200.0	42.19	32.81	23.44	17.19	10.94	4.69	3.13	0.00	0.00
210.0	39.06	29.69	21.88	15.63	7.81	4.69	1.56	1.56	1.56
220.0	45.31	31.25	21.88	15.63	9.38	6.25	1.56	1.56	1.56
230.0	40.63	29.69	20.31	10.94	9.38	4.69	1.56	1.56	1.56
240.0	45.31	29.69	18.75	12.50	9.38	4.69	0.00	1.56	0.00
250.0	40.63	25.00	20.31	15.63	9.38	3.13	3.13	1.56	1.56
260.0	43.75	29.69	21.88	20.31	15.63	7.81	3.13	1.56	1.56
270.0	40.63	26.56	23.44	23.44	15.63	7.81	1.56	1.56	1.56
280.0	45.31	28.13	23.44	20.31	15.63	7.81	3.13	1.56	1.56
290.0	42.19	28.13	18.75	17.19	9.38	6.25	1.56	1.56	0.00
300.0	46.88	32.81	18.75	14.06	9.38	6.25	3.13	1.56	1.56
310.0	45.31	29.69	20.31	12.50	7.81	6.25	1.56	0.00	1.56
320.0	48.44	34.38	23.44	15.63	9.38	6.25	3.13	1.56	1.56
330.0	43.75	31.25	21.88	17.19	9.38	4.69	1.56	1.56	1.56
340.0	45.31	32.81	23.44	17.19	10.94	3.13	1.56	1.56	1.56
350.0	42.19	29.69	21.88	15.63	9.38	4.69	1.56	1.56	1.56
360.0	43.75	31.25	21.88	18.75	7.81	4.69	1.56	0.00	0.00

Equipment: GMS1800
Temperature(°C): 24.1

Date: 2011/12/30
Humidity(%): 64.0%

Operator: Nadia Chen
Distance(m): 12.50

Intensity data(cd)									
C/γ(°)	90.0	95.0	100.0	105.0	110.0	115.0	120.0	125.0	130.0
0.0	1.56	0.00	0.00	0.00	1.56	1.56	0.00	1.56	1.56
10.0	1.56	0.00	0.00	1.56	1.56	1.56	0.00	1.56	0.00
20.0	1.56	1.56	0.00	1.56	1.56	1.56	0.00	1.56	1.56
30.0	1.56	0.00	1.56	1.56	0.00	1.56	0.00	1.56	1.56
40.0	0.00	0.00	0.00	0.00	1.56	3.13	0.00	0.00	1.56
50.0	1.56	0.00	1.56	1.56	0.00	0.00	1.56	1.56	1.56
60.0	1.56	0.00	0.00	1.56	1.56	1.56	1.56	1.56	0.00
70.0	0.00	1.56	0.00	1.56	0.00	1.56	1.56	0.00	1.56
80.0	0.00	1.56	1.56	1.56	1.56	1.56	1.56	1.56	1.56
90.0	1.56	1.56	1.56	1.56	0.00	3.13	3.13	1.56	1.56
100.0	0.00	1.56	1.56	0.00	1.56	1.56	0.00	0.00	1.56
110.0	1.56	1.56	0.00	0.00	1.56	1.56	1.56	1.56	0.00
120.0	0.00	0.00	1.56	0.00	1.56	1.56	1.56	0.00	1.56
130.0	1.56	3.13	1.56	1.56	0.00	0.00	1.56	1.56	0.00
140.0	1.56	1.56	1.56	1.56	1.56	1.56	1.56	1.56	1.56
150.0	3.13	1.56	1.56	0.00	0.00	1.56	1.56	1.56	3.13
160.0	1.56	0.00	1.56	0.00	1.56	1.56	1.56	1.56	1.56
170.0	1.56	1.56	0.00	1.56	1.56	1.56	1.56	0.00	0.00
180.0	0.00	1.56	1.56	0.00	1.56	3.13	0.00	1.56	0.00
190.0	0.00	1.56	0.00	1.56	0.00	0.00	0.00	0.00	1.56
200.0	1.56	1.56	1.56	1.56	3.13	0.00	1.56	0.00	0.00
210.0	1.56	1.56	1.56	0.00	0.00	1.56	1.56	1.56	0.00
220.0	0.00	1.56	1.56	1.56	1.56	1.56	0.00	1.56	1.56
230.0	1.56	1.56	1.56	1.56	1.56	1.56	1.56	1.56	1.56
240.0	1.56	1.56	1.56	1.56	0.00	1.56	1.56	0.00	1.56
250.0	1.56	1.56	1.56	0.00	3.13	1.56	1.56	1.56	1.56
260.0	1.56	0.00	3.13	0.00	1.56	1.56	1.56	0.00	1.56
270.0	1.56	1.56	1.56	1.56	1.56	1.56	0.00	1.56	1.56
280.0	1.56	1.56	1.56	1.56	1.56	1.56	0.00	0.00	1.56
290.0	0.00	1.56	1.56	1.56	0.00	1.56	1.56	1.56	1.56
300.0	1.56	1.56	1.56	1.56	1.56	1.56	0.00	1.56	0.00
310.0	0.00	3.13	0.00	1.56	0.00	1.56	1.56	1.56	1.56
320.0	1.56	1.56	0.00	0.00	0.00	0.00	1.56	1.56	1.56
330.0	1.56	1.56	1.56	0.00	1.56	0.00	0.00	1.56	1.56
340.0	1.56	1.56	0.00	1.56	1.56	0.00	0.00	1.56	1.56
350.0	1.56	1.56	1.56	1.56	1.56	0.00	1.56	1.56	0.00
360.0	1.56	0.00	0.00	0.00	1.56	1.56	0.00	1.56	1.56

Equipment: GMS1800
Temperature(°C): 24.1

Date: 2011/12/30
Humidity(%): 64.0%

Operator: Nadia Chen
Distance(m): 12.50

Intensity data(cd)									
C/γ(°)	135.0	140.0	145.0	150.0	155.0	160.0	165.0	170.0	175.0
0.0	1.56	1.56	1.56	1.56	1.56	1.56	1.56	1.56	1.56
10.0	1.56	0.00	1.56	1.56	1.56	1.56	1.56	1.56	3.13
20.0	1.56	1.56	0.00	1.56	1.56	3.13	1.56	3.13	1.56
30.0	1.56	0.00	1.56	1.56	3.13	1.56	3.13	1.56	1.56
40.0	1.56	1.56	0.00	0.00	1.56	1.56	1.56	1.56	1.56
50.0	0.00	1.56	1.56	1.56	1.56	3.13	3.13	3.13	1.56
60.0	1.56	0.00	1.56	1.56	1.56	1.56	1.56	1.56	1.56
70.0	1.56	0.00	1.56	1.56	1.56	1.56	1.56	1.56	1.56
80.0	1.56	0.00	0.00	0.00	1.56	3.13	3.13	1.56	1.56
90.0	0.00	1.56	0.00	0.00	1.56	1.56	3.13	1.56	1.56
100.0	1.56	0.00	1.56	1.56	1.56	3.13	0.00	1.56	1.56
110.0	1.56	1.56	1.56	1.56	1.56	1.56	1.56	1.56	1.56
120.0	0.00	1.56	1.56	1.56	1.56	0.00	3.13	1.56	3.13
130.0	1.56	1.56	1.56	1.56	1.56	1.56	1.56	1.56	3.13
140.0	1.56	1.56	3.13	1.56	1.56	0.00	3.13	1.56	0.00
150.0	1.56	1.56	1.56	1.56	1.56	1.56	1.56	1.56	1.56
160.0	1.56	1.56	1.56	1.56	1.56	1.56	1.56	0.00	1.56
170.0	0.00	1.56	1.56	1.56	1.56	3.13	3.13	3.13	1.56
180.0	0.00	1.56	0.00	1.56	1.56	1.56	3.13	0.00	0.00
190.0	1.56	1.56	0.00	1.56	1.56	1.56	3.13	1.56	1.56
200.0	1.56	1.56	0.00	1.56	1.56	1.56	1.56	1.56	1.56
210.0	1.56	1.56	1.56	1.56	3.13	1.56	1.56	1.56	1.56
220.0	1.56	1.56	1.56	1.56	1.56	1.56	1.56	1.56	1.56
230.0	1.56	1.56	1.56	1.56	1.56	1.56	0.00	1.56	1.56
240.0	1.56	1.56	1.56	1.56	1.56	1.56	1.56	1.56	1.56
250.0	1.56	1.56	1.56	0.00	1.56	1.56	1.56	1.56	1.56
260.0	1.56	0.00	3.13	1.56	0.00	1.56	0.00	1.56	1.56
270.0	1.56	0.00	1.56	3.13	0.00	1.56	1.56	1.56	1.56
280.0	1.56	1.56	0.00	1.56	1.56	1.56	1.56	1.56	1.56
290.0	1.56	1.56	1.56	1.56	0.00	1.56	1.56	3.13	1.56
300.0	1.56	1.56	1.56	1.56	3.13	1.56	1.56	1.56	3.13
310.0	0.00	1.56	0.00	1.56	1.56	1.56	1.56	0.00	1.56
320.0	1.56	1.56	0.00	0.00	1.56	3.13	3.13	3.13	1.56
330.0	0.00	1.56	1.56	1.56	1.56	1.56	1.56	1.56	1.56
340.0	0.00	3.13	1.56	1.56	1.56	1.56	1.56	1.56	1.56
350.0	0.00	1.56	1.56	1.56	1.56	1.56	1.56	1.56	1.56
360.0	1.56	1.56	1.56	1.56	1.56	1.56	1.56	1.56	1.56

Equipment: GMS1800
Temperature(°C): 24.1

Date: 2011/12/30
Humidity(%): 64.0%

Operator: Nadia Chen
Distance(m): 12.50

Intensity data(cd)

C/ $\gamma(^{\circ})$	180.0
0.0	1.56
10.0	1.56
20.0	1.56
30.0	1.56
40.0	1.56
50.0	1.56
60.0	3.13
70.0	0.00
80.0	1.56
90.0	1.56
100.0	1.56
110.0	1.56
120.0	1.56
130.0	3.13
140.0	3.13
150.0	1.56
160.0	1.56
170.0	1.56
180.0	1.56
190.0	1.56
200.0	1.56
210.0	1.56
220.0	1.56
230.0	1.56
240.0	3.13
250.0	0.00
260.0	1.56
270.0	1.56
280.0	1.56
290.0	1.56
300.0	1.56
310.0	3.13
320.0	3.13
330.0	1.56
340.0	1.56
350.0	1.56
360.0	1.56



Equipment: GMS1800
Temperature($^{\circ}\text{C}$): 24.1

Date: 2011/12/30
Humidity(%): 64.0%

Operator: Nadia Chen
Distance(m): 12.50



廣益全球驗證有限公司
新北市中和區橋和路120號9樓之二
TEL: 886 - 2 - 2248.0810
Fax: 886 - 2 - 2248.0811

Great One Global Certification Co Ltd
9F-2, No.120, Qiaohe Rd., Zhonghe Dist.,
New Taipei City 235, Taiwan (R.O.C.)
Email: sales@go-safety.com.tw

1. Luminaire Specification :

- (1) Input Voltage/Frequency : 120.22 V ac / 60Hz
- (2) Input Watt : 12.9 W
- (3) Input Current : 0.122 A
- (4) Total Luminous Flux Output : 759.49 lm
- (5) Luminaire Efficacy : 58.88 lm/W
- (6) Central Intensity (cd): 2457.813
- (7) Maximum Intensity(cd): 2457.813
- (8) PF: 0.881
- (9) Beam angle: (C0-C180) 25.9 (C90-C270) 25.9

2. Description of EUT Setup :


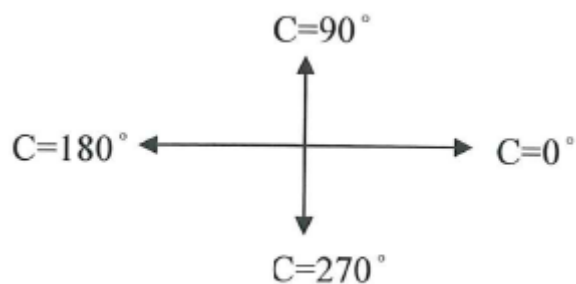
- (1) Operating Orientation : The light source is considered as horizontal.
- (2) Light Source : LED
- (3) Stabilization time : 1 Hour
- (4) Environment Condition : Temperature: 25 ± 1 °C , Humidity: $60 \pm 20\%$



廣益全球驗證有限公司
新北市中和區橋和路120號9樓之二
TEL: 886 - 2 - 2248.0810
Fax: 886 - 2 - 2248.0811

Great One Global Certification Co Ltd
9F-2, No.120, Qiaohe Rd., Zhonghe Dist.,
New Taipei City 235, Taiwan (R.O.C.)
Email: sales@go-safety.com.tw

3. Photograph of EUT :





廣益全球驗證有限公司
新北市中和區橋和路120號9樓之二
TEL: 886 - 2 - 2248.0810
Fax: 886 - 2 - 2248.0811

Great One Global Certification Co Ltd
9F-2, No.120, Qiaohe Rd., Zhonghe Dist.,
New Taipei City 235, Taiwan (R.O.C.)
Email: sales@go-safety.com.tw

4. Equipments List:

Equipment ID	Equipment Type	Manufacturer	Model #	Cal. Date	Due Date	Range Used
L201	2m Integrating Sphere	SENSING		N/A	N/A	
L202	Spetroradiometer	SENSING	SL300	N/A	N/A	
L203	AC Power Source	EXTECH ELECTRONICS	6190	N/A	N/A	AC 0~150VAC4.2A
L204	Goniophotometer-1980	SENSING	GMS1800	N/A	N/A	
L205	GMS-1800B Goniophotometer System	SENSING	2011/11/2	2013/11/1		
L219	AC Power Source	All Power Electrics Co	APW-150N	N/A	N/A	AC 0~150VAC4.2A
L220	Power Meter	Yokogawa	WT-210	2011/8/26	2012/8/25	
L221	Irradiance Standard Lamp	SENSING	LSD103029	2011/5/23	2012/5/22	
L222	Power Meter	Yokogawa	WT-210	2011/10/13	2012/10/12	