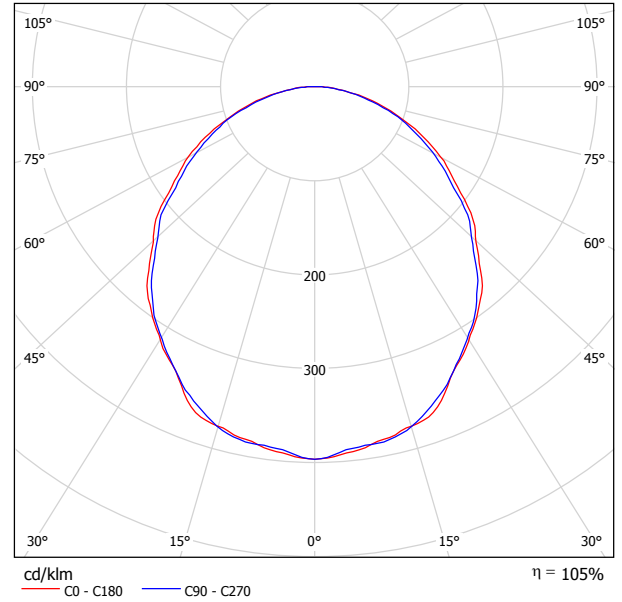


Operator  
 Telephone  
 Fax  
 e-Mail

## GlacialLight TL0606(30W)-NW-4000K-110D / Luminaire Data Sheet

Luminous emittance 1:

See our luminaire catalog for an image of the luminaire.



Luminaire classification according to CIE: 100  
 CIE flux code: 49 80 96 100 106

Luminous emittance 1:

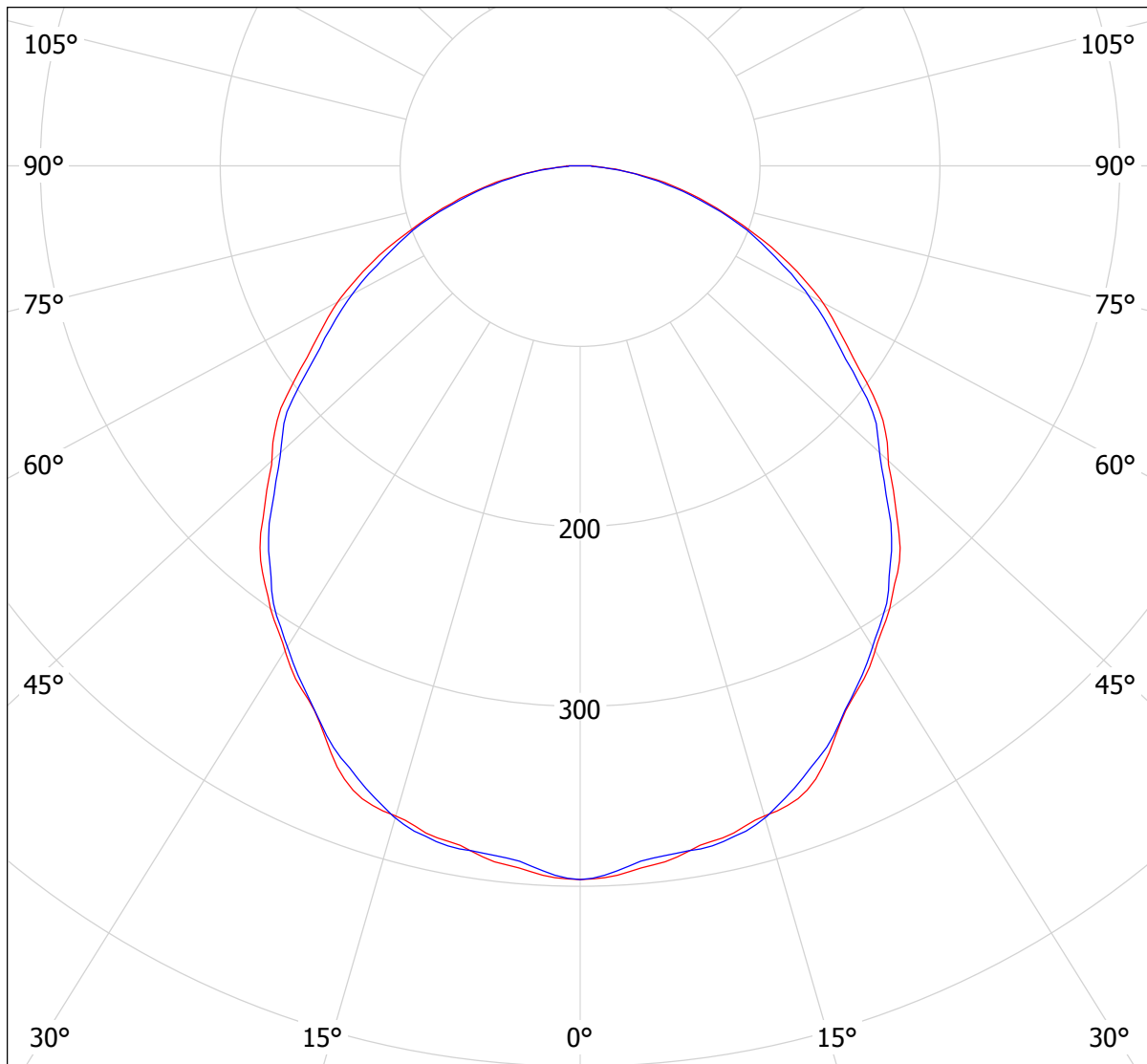
Glare Evaluation According to UGR											
ρ Ceiling	70	70	50	50	30	70	70	50	50	30	
ρ Walls	50	30	50	30	30	50	30	50	30	30	
ρ Floor	20	20	20	20	20	20	20	20	20	20	
Room Size X Y	Viewing direction at right angles to lamp axis					Viewing direction parallel to lamp axis					
2H	2H	14.6	15.9	14.9	16.1	16.4	14.4	15.7	14.7	16.0	16.2
	3H	16.0	17.2	16.3	17.5	17.7	15.8	17.0	16.2	17.3	17.5
	4H	16.6	17.7	16.9	18.0	18.3	16.4	17.5	16.7	17.8	18.0
	6H	17.0	18.0	17.3	18.3	18.6	16.8	17.8	17.1	18.1	18.4
	8H	17.1	18.1	17.5	18.4	18.7	16.9	17.9	17.2	18.2	18.5
12H	17.2	18.1	17.5	18.4	18.8	16.9	17.9	17.3	18.2	18.5	
4H	2H	15.2	16.3	15.5	16.6	16.9	15.1	16.2	15.4	16.5	16.7
	3H	16.8	17.7	17.2	18.0	18.4	16.6	17.6	17.0	17.9	18.2
	4H	17.5	18.3	17.8	18.6	19.0	17.3	18.1	17.7	18.5	18.8
	6H	18.0	18.7	18.4	19.1	19.5	17.8	18.5	18.2	18.9	19.3
	8H	18.1	18.8	18.5	19.2	19.6	18.0	18.6	18.4	19.0	19.4
12H	18.2	18.8	18.7	19.2	19.7	18.1	18.7	18.5	19.1	19.5	
8H	4H	17.7	18.4	18.1	18.7	19.2	17.5	18.2	18.0	18.6	19.0
	6H	18.3	18.8	18.8	19.3	19.7	18.1	18.7	18.6	19.1	19.6
	8H	18.5	19.0	19.0	19.4	19.9	18.4	18.9	18.8	19.3	19.8
	12H	18.6	19.0	19.1	19.5	20.0	18.5	18.9	19.0	19.4	19.9
12H	4H	17.7	18.3	18.1	18.7	19.1	17.6	18.2	18.0	18.6	19.0
	6H	18.3	18.8	18.8	19.3	19.7	18.2	18.7	18.7	19.1	19.6
	8H	18.6	19.0	19.1	19.4	19.9	18.4	18.8	18.9	19.3	19.8
Variation of the observer position for the luminaire distances S											
S = 1.0H	+0.1 / -0.2					+0.1 / -0.2					
S = 1.5H	+0.2 / -0.4					+0.2 / -0.4					
S = 2.0H	+0.5 / -0.7					+0.5 / -0.8					
Standard table	BK05					BK05					
Correction Summand	1.3					1.1					
Corrected Glare Indices referring to 2200lm Total Luminous Flux											



Operator  
Telephone  
Fax  
e-Mail

### GlacialLight TL0606(30W)-NW-4000K-110D / LDC (Polar)

Luminaire: GlacialLight TL0606(30W)-NW-4000K-110D  
Lamps: 1 x TrofferLight



cd/klm

— C0 - C180    — C90 - C270

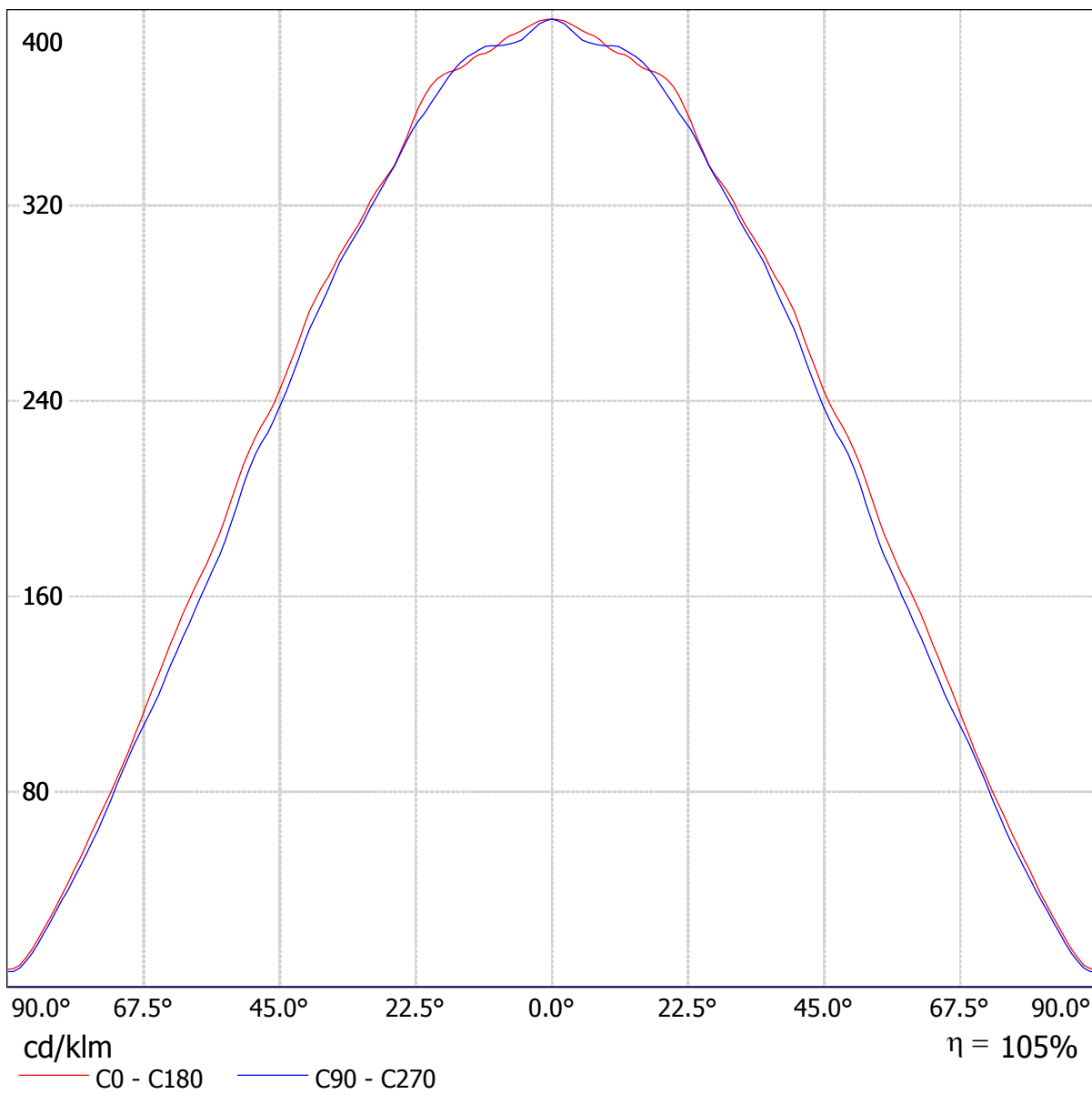
$\eta = 105\%$



Operator  
Telephone  
Fax  
e-Mail

## GlacialLight TL0606(30W)-NW-4000K-110D / LDC (Linear)

Luminaire: GlacialLight TL0606(30W)-NW-4000K-110D  
Lamps: 1 x TrofferLight



Operator  
Telephone  
Fax  
e-Mail

## GlacialLight TL0606(30W)-NW-4000K-110D / UGR-Table

Luminaire: GlacialLight TL0606(30W)-NW-4000K-110D

Lamps: 1 x TrofferLight

<b>Glare Evaluation According to UGR</b>											
ρ Ceiling	70	70	50	50	30	70	70	50	50	30	
ρ Walls	50	30	50	30	30	50	30	50	30	30	
ρ Floor	20	20	20	20	20	20	20	20	20	20	
Room Size X Y		Viewing direction at right angles to lamp axis					Viewing direction parallel to lamp axis				
2H	2H	14.6	15.9	14.9	16.1	16.4	14.4	15.7	14.7	16.0	16.2
	3H	16.0	17.2	16.3	17.5	17.7	15.8	17.0	16.2	17.3	17.5
	4H	16.6	17.7	16.9	18.0	18.3	16.4	17.5	16.7	17.8	18.0
	6H	17.0	18.0	17.3	18.3	18.6	16.8	17.8	17.1	18.1	18.4
	8H	17.1	18.1	17.5	18.4	18.7	16.9	17.9	17.2	18.2	18.5
	12H	17.2	18.1	17.5	18.4	18.8	16.9	17.9	17.3	18.2	18.5
4H	2H	15.2	16.3	15.5	16.6	16.9	15.1	16.2	15.4	16.5	16.7
	3H	16.8	17.7	17.2	18.0	18.4	16.6	17.6	17.0	17.9	18.2
	4H	17.5	18.3	17.8	18.6	19.0	17.3	18.1	17.7	18.5	18.8
	6H	18.0	18.7	18.4	19.1	19.5	17.8	18.5	18.2	18.9	19.3
	8H	18.1	18.8	18.5	19.2	19.6	18.0	18.6	18.4	19.0	19.4
	12H	18.2	18.8	18.7	19.2	19.7	18.1	18.7	18.5	19.1	19.5
8H	4H	17.7	18.4	18.1	18.7	19.2	17.5	18.2	18.0	18.6	19.0
	6H	18.3	18.8	18.8	19.3	19.7	18.1	18.7	18.6	19.1	19.6
	8H	18.5	19.0	19.0	19.4	19.9	18.4	18.9	18.8	19.3	19.8
	12H	18.6	19.0	19.1	19.5	20.0	18.5	18.9	19.0	19.4	19.9
12H	4H	17.7	18.3	18.1	18.7	19.1	17.6	18.2	18.0	18.6	19.0
	6H	18.3	18.8	18.8	19.3	19.7	18.2	18.7	18.7	19.1	19.6
	8H	18.6	19.0	19.1	19.4	19.9	18.4	18.8	18.9	19.3	19.8
Variation of the observer position for the luminaire distances S											
S = 1.0H	+0.1 / -0.2					+0.1 / -0.2					
S = 1.5H	+0.2 / -0.4					+0.2 / -0.4					
S = 2.0H	+0.5 / -0.7					+0.5 / -0.8					
Standard table	BK05					BK05					
Correction Summand	1.3					1.1					
Corrected Glare Indices referring to 2200lm Total Luminous Flux											

The UGR values have been calculated according to CIE Publ. 117 Spacing-to-Height-Ratio = 0.25.

Operator  
Telephone  
Fax  
e-Mail

### GlacialLight TL0606(30W)-NW-4000K-110D / Glare Data Sheet

Luminaire: GlacialLight TL0606  
(30W)-NW-4000K-110D

Lamps: 1 x TrofferLight

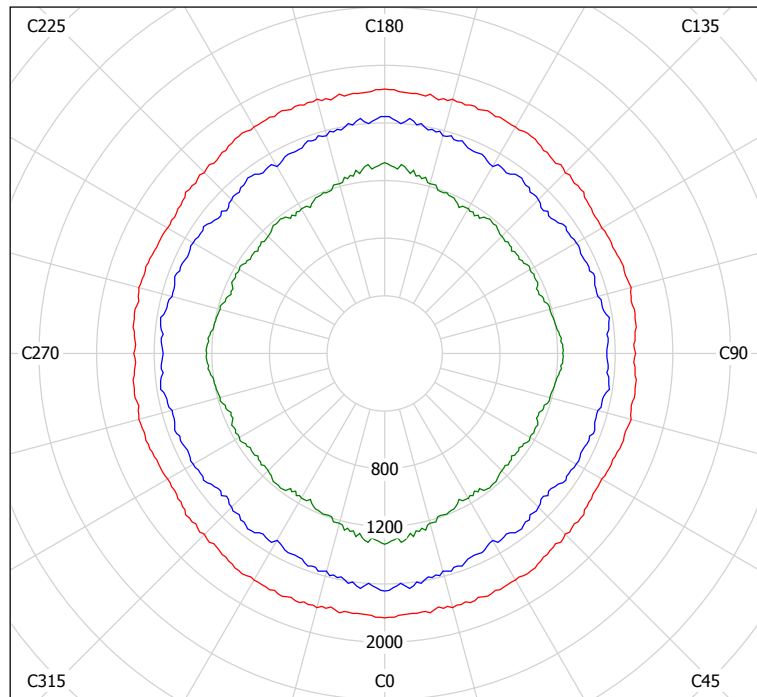
Glare Evaluation According to UGR											
ρ Ceiling	70	70	50	50	30	70	70	50	50	30	
ρ Walls	50	30	50	30	30	50	30	50	30	30	
ρ Floor	20	20	20	20	20	20	20	20	20	20	
Room Size X Y	Viewing direction at right angles to lamp axis					Viewing direction parallel to lamp axis					
2H	2H	14.6	15.9	14.9	16.1	16.4	14.4	15.7	14.7	16.0	16.2
	3H	16.0	17.2	16.3	17.5	17.7	15.8	17.0	16.2	17.3	17.5
	4H	16.6	17.7	16.9	18.0	18.3	16.4	17.5	16.7	17.8	18.0
	6H	17.0	18.0	17.3	18.3	18.6	16.8	17.8	17.1	18.1	18.4
	8H	17.1	18.1	17.5	18.4	18.7	16.9	17.9	17.2	18.2	18.5
4H	12H	17.2	18.1	17.5	18.4	18.8	16.9	17.9	17.3	18.2	18.5
	2H	15.2	16.3	15.5	16.6	16.9	15.1	16.2	15.4	16.5	16.7
	3H	16.8	17.7	17.2	18.0	18.4	16.6	17.6	17.0	17.9	18.2
	4H	17.5	18.3	17.8	18.6	19.0	17.3	18.1	17.7	18.5	18.8
	6H	18.0	18.7	18.4	19.1	19.5	17.8	18.5	18.2	18.9	19.3
8H	8H	18.1	18.8	18.5	19.2	19.6	18.0	18.6	18.4	19.0	19.4
	12H	18.2	18.8	18.7	19.2	19.7	18.1	18.7	18.5	19.1	19.5
	4H	17.7	18.4	18.1	18.7	19.2	17.5	18.2	18.0	18.6	19.0
	6H	18.3	18.8	18.8	19.3	19.7	18.1	18.7	18.6	19.1	19.6
	8H	18.5	19.0	19.0	19.4	19.9	18.4	18.9	18.8	19.3	19.8
12H	12H	18.6	19.0	19.1	19.5	20.0	18.5	18.9	19.0	19.4	19.9
	4H	17.7	18.3	18.1	18.7	19.1	17.6	18.2	18.0	18.6	19.0
	6H	18.3	18.8	18.8	19.3	19.7	18.2	18.7	18.7	19.1	19.6
	8H	18.6	19.0	19.1	19.4	19.9	18.4	18.8	18.9	19.3	19.8

Variation of the observer position for the luminaire distances S

S = 1.0H	+0.1 / -0.2	+0.1 / -0.2
S = 1.5H	+0.2 / -0.4	+0.2 / -0.4
S = 2.0H	+0.5 / -0.7	+0.5 / -0.8
Standard table	BK05	BK05
Correction Summand	1.3	1.1

Corrected Glare Indices referring to 2200lm Total Luminous Flux

The UGR values have been calculated according to CIE Publ. 117 Spacing-to-Height-Ratio = 0.25.



cd/m<sup>2</sup>  
— g = 55.0°    — g = 65.0°    — g = 75.0°