



LED Natural Sunlight

GL-DLC06-35-NL
GL-DLC06DA-35-NL

Dimming function

Features

- CRI is 97
- CQS is 98
- TM-30-15 Rf is up to 97.
- TM-30-15 Rg is up to 100.
- With 90° beam angle.
- WW (3000K), NW (4000K) and CW (5000K) available.
- GL-DLC06DA-35-NL with 3-in-1 dimming type available.



Specifications

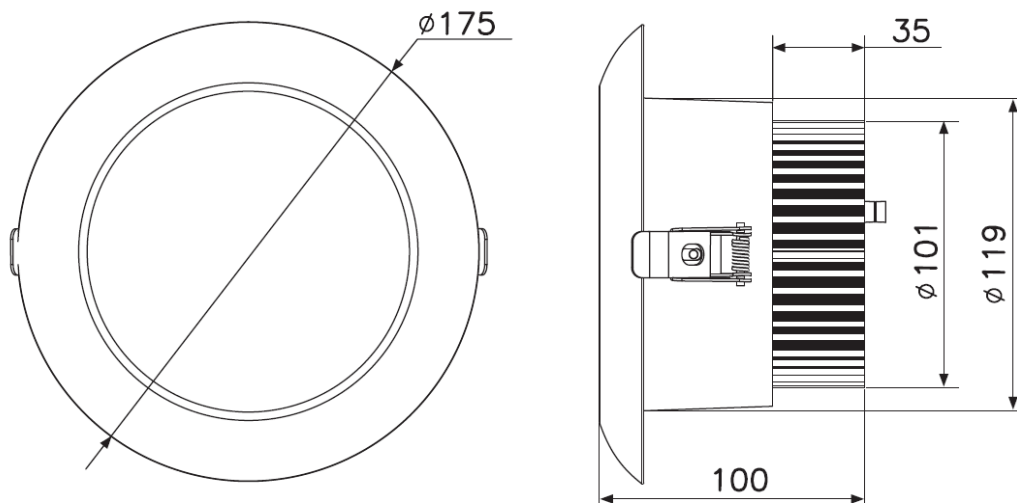
GL-DLC06-35-NL (non-dimmable)

Model No	GL-DLC06-35-NL-WW	GL-DLC06-35-NL-NW	GL-DLC06-35-NL-CW
Energy Used	35W		
Rated Life	30,000 Hours		
Input Voltage	100-240V AC (Driver with CUL Certificate Support 277V AC for North America only)		
Power Factor (PF)	0.98 at 120V AC, 0.94 at 240V AC without dimmer		
CCT (color)	3000K	4000K	5000K
Luminous Flux	2800 lm	2950 lm	3000 lm
System Efficacy	80 lm/W	84 lm/W	86 lm/W
CRI (Typ.)	97 (on the Black Body Line, BBL)		
CQS (Typ.)	97	97	98
TM-30-15 Rf (Typ.)	96	97	96
TM-30-15 Rg (Typ.)	101	100	101
Beam Angle	90° (Reflector)		
Dimension	Ø 175 x 100mm		
IP Rating	IP40		
Operation Temperature	-20°C ~ +40°C		
Bundled Driver	GP-RS35P-42C (Driver Output : Constant Current 800mA, 33~42V)		
Net Weight	1050 g (with driver)		
Package	8 Boxes / Carton		
LED (SEOUL SunLike CoB)	SunLike-SAWS1566A C5GE3HS	SunLike-SAWS1566A C5EE3HS	SunLike-SAWS1566A C5CE3HS

GL- DLC06DA-35-NL (3-in-1 Dimmable: 0-10V/PWM/Resistor)

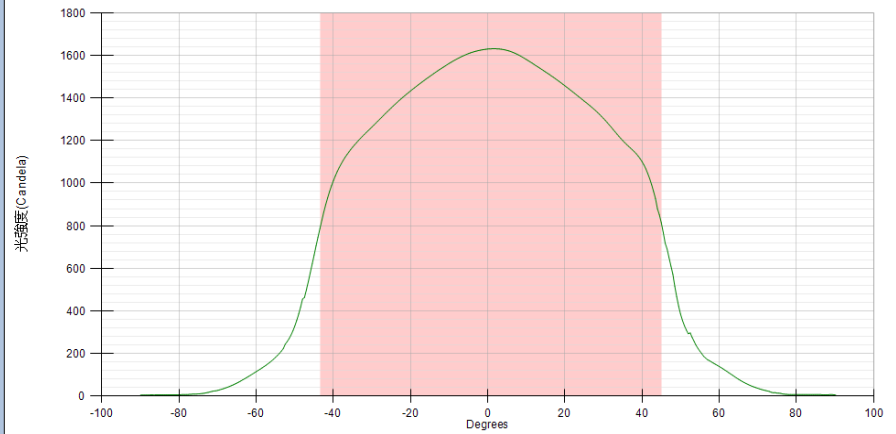
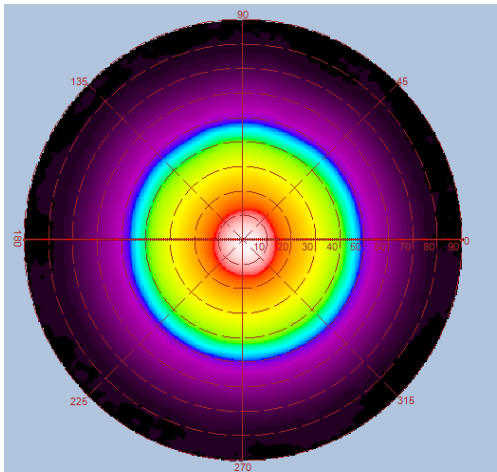
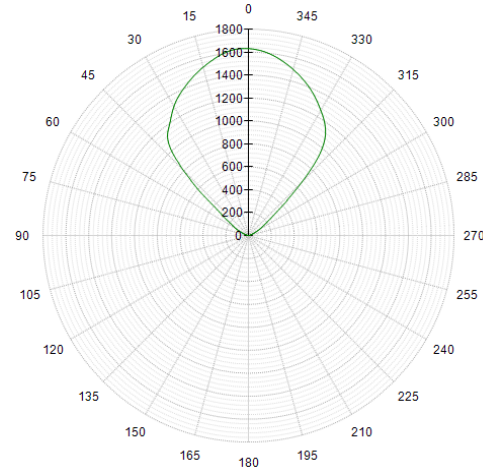
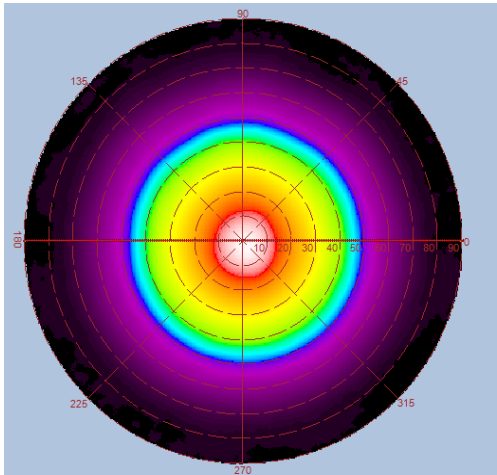
Model No	GL-DLC06DA-35-NL-WW	GL-DLC06DA-35-NL-NW	GL-DLC06DA-35-NL-CW
Energy Used	35W		
Rated Life	30,000 Hours		
Input Voltage	100-240V AC (Driver with CUL Certificate Support 277V AC for North America only)		
Power Factor (PF)	0.98 at 120V AC, 0.94 at 240V AC without dimmer		
CCT (color)	3000K	4000K	5000K
Luminous Flux	2800 lm	2950 lm	3000 lm
System Efficacy	80 lm/W	84 lm/W	86 lm/W
CRI (Typ.)	97 (on the Black Body Line, BBL)		
CQS (Typ.)	97	97	98
TM-30-15 Rf (Typ.)	96	97	96
TM-30-15 Rg (Typ.)	101	100	101
Beam Angle	90° (Reflector)		
Dimension	Ø 175 x 100mm		
IP Rating	IP40		
Operation Temperature	-20°C ~ +40°C		
Bundled Driver	GP-RS35P-42CA (Driver Output : Constant Current 800mA, 33~42V)		
Net Weight	1050 g (with driver)		
Package	8 Boxes / Carton		
LED (SEOUL SunLike CoB)	SunLike-SAWS1566A C5GE3HS	SunLike-SAWS1566A C5EE3HS	SunLike-SAWS1566A C5CE3HS

Outline / Dimension

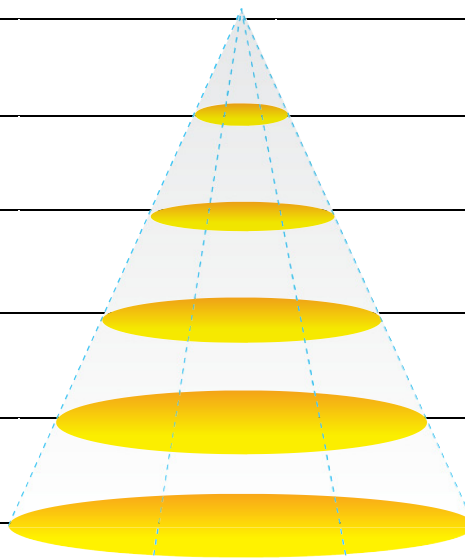


Luminous Intensity Distribution Diagram

GL-DLC06-35-NL-WW/ CCT : 3000K

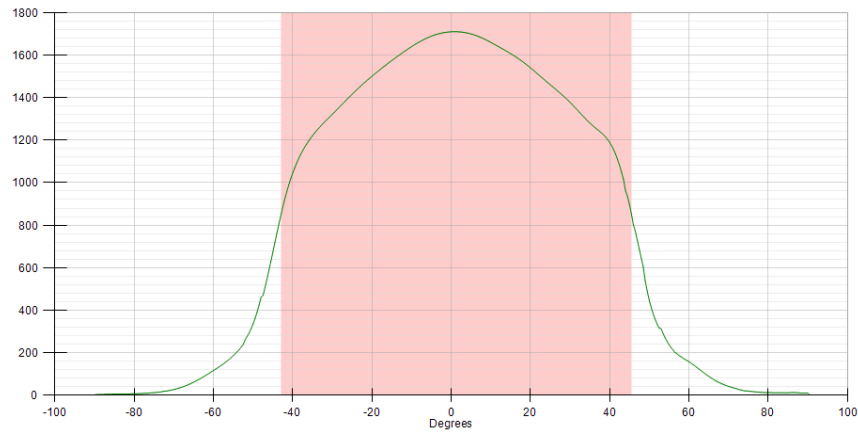
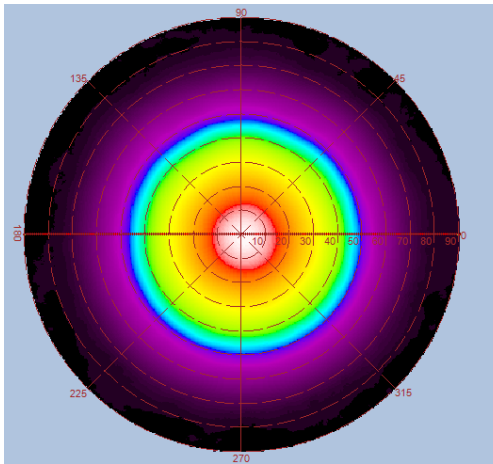
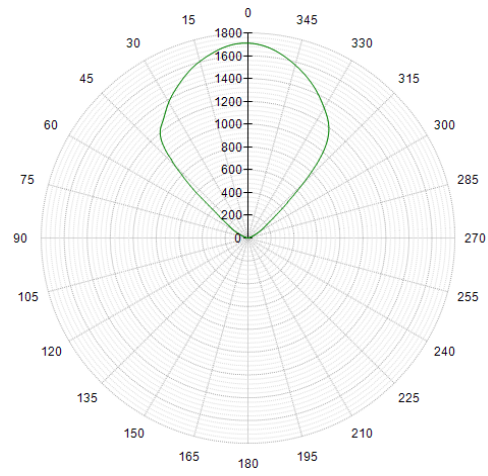
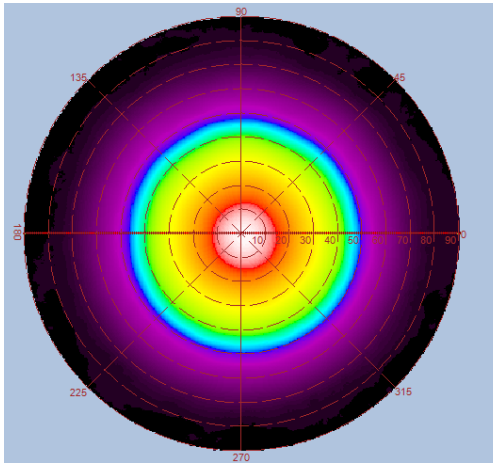


Height	E Avg.	E Max.	Diameter
1.0M	976 Lx	1580 Lx	200 cm
2.0M	241 Lx	395 Lx	400 cm
3.0M	106 Lx	175 Lx	600 cm
4.0M	60 Lx	98 Lx	800 cm
5.0M	38 Lx	63 Lx	1000 cm

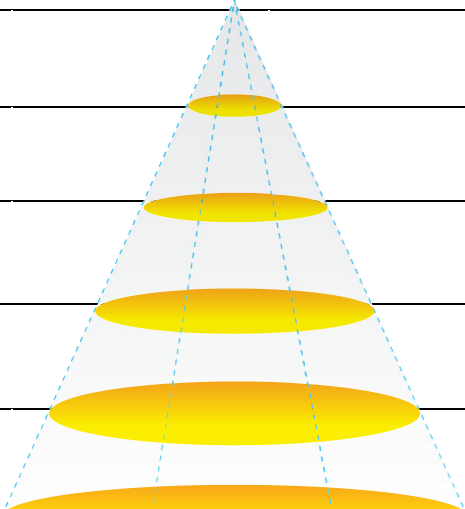


Luminous Intensity Distribution Diagram

GL-DLC06-35-NL-NW/ CCT : 4000K

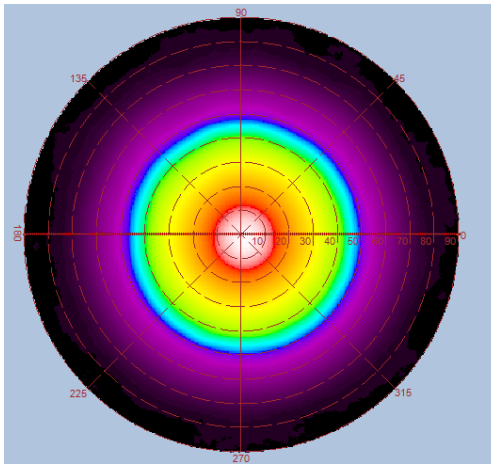


Height	E Avg.	E Max.	Diameter
1.0M	1029 Lx	1664 Lx	200 cm
2.0M	254 Lx	416 Lx	400 cm
3.0M	112 Lx	184 Lx	600 cm
4.0M	63 Lx	103Lx	800 cm
5.0M	40 Lx	66 Lx	1000 cm

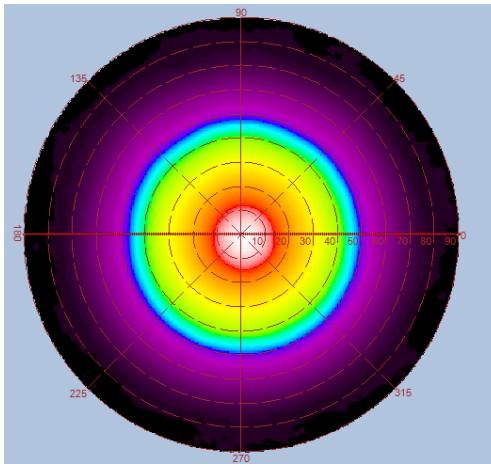
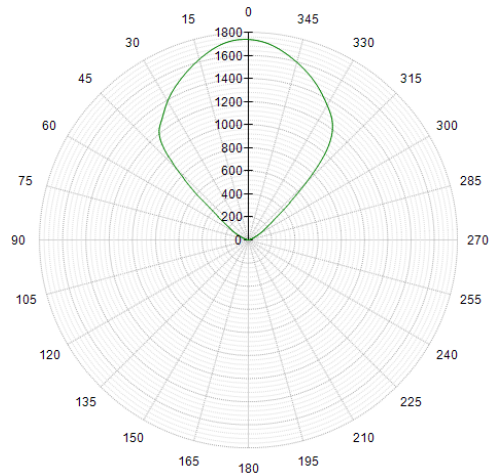


Luminous Intensity Distribution Diagram

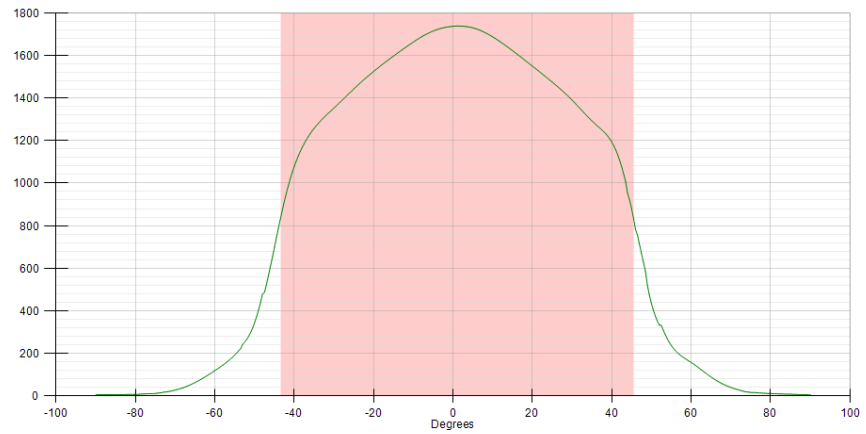
GL-DLC06-35-NL-CW / CCT : 5000K



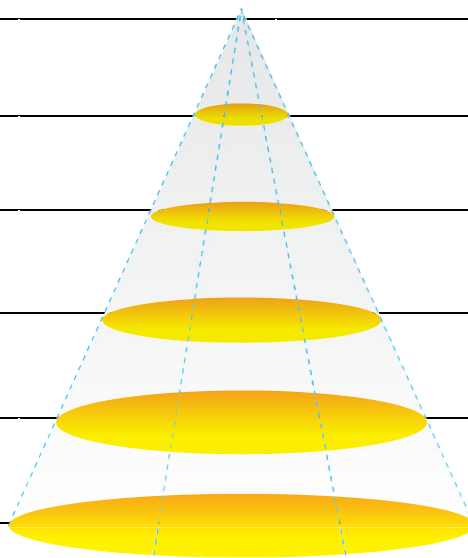
光强度(Candela)



光强度(Candela)

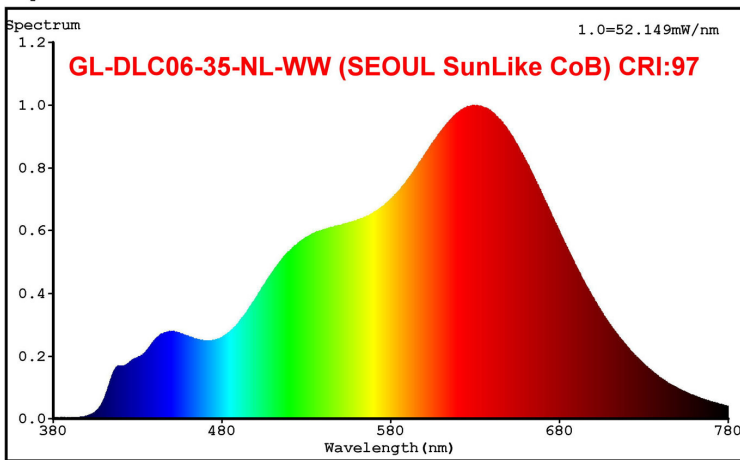


Height	E Avg.	E Max.	Diameter
1.0M	1046 Lx	1693 Lx	200 cm
2.0M	258 Lx	423 Lx	400 cm
3.0M	114 Lx	187 Lx	600 cm
4.0M	64 Lx	105 Lx	800 cm
5.0M	41 Lx	67 Lx	1000 cm

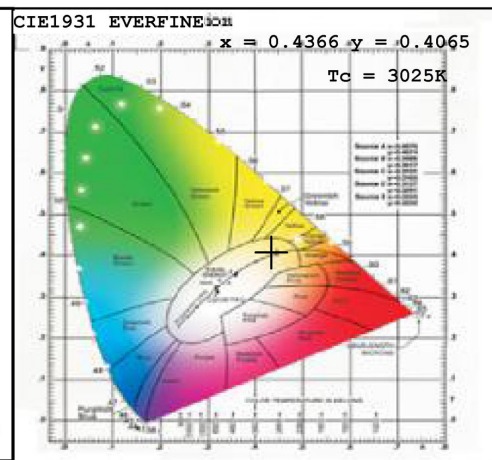


Spectroradiometric Parameters

Spectroradiometric Parameters

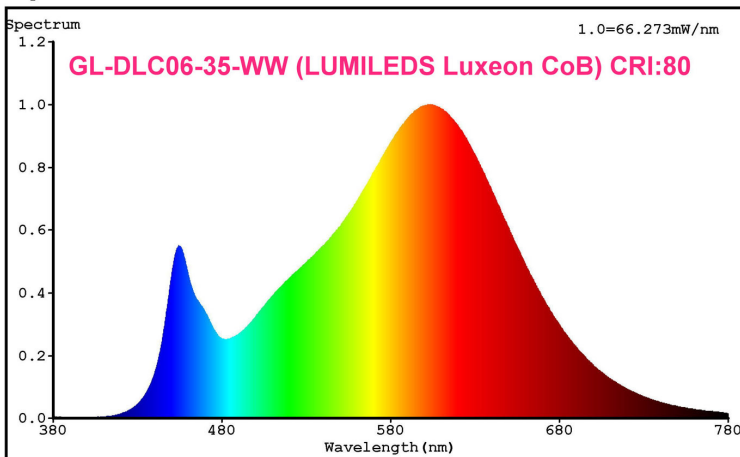


Spectral Distribution

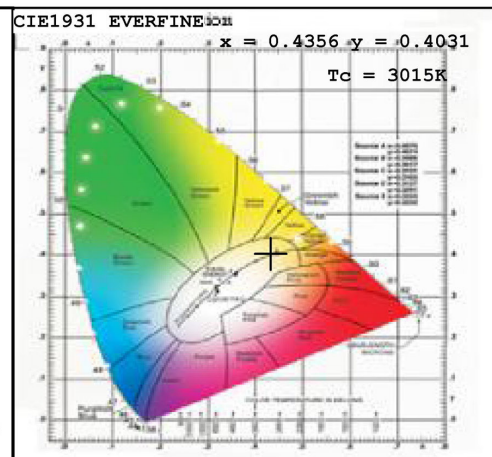


CIE1931 Chromaticity Diagram

Spectroradiometric Parameters

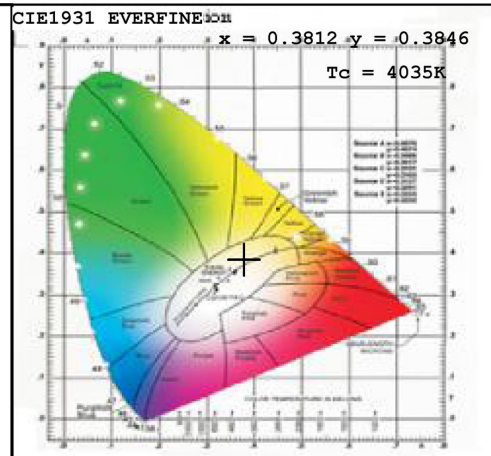
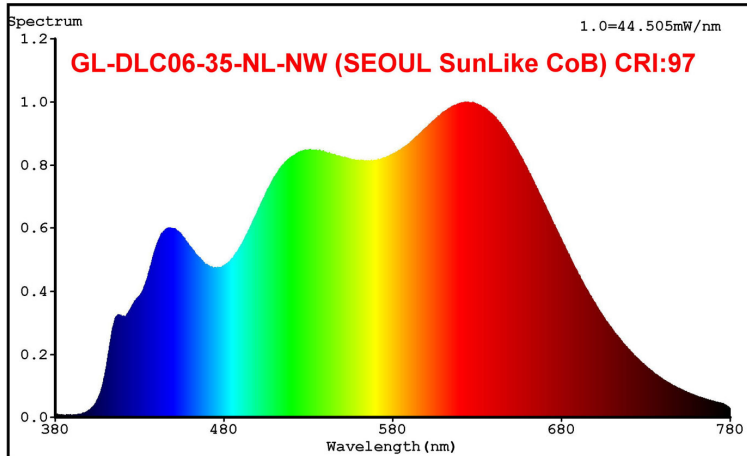


Spectral Distribution



CIE1931 Chromaticity Diagram

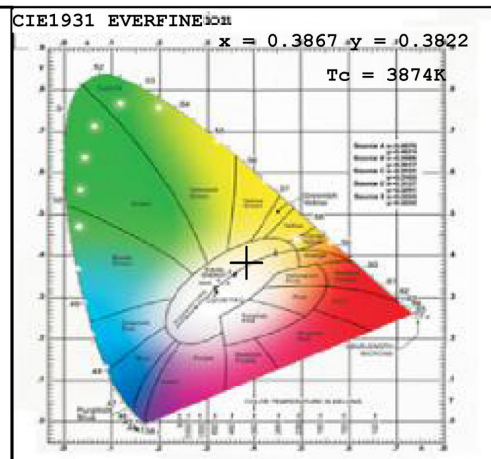
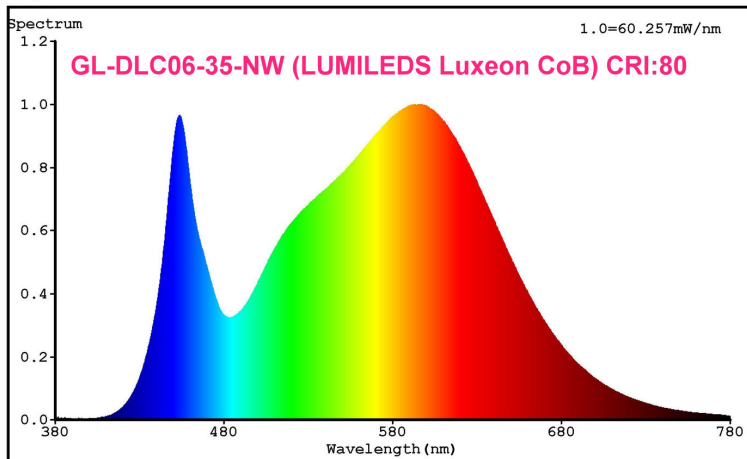
Spectroradiometric Parameters



Spectral Distribution

CIE1931 Chromaticity Diagram

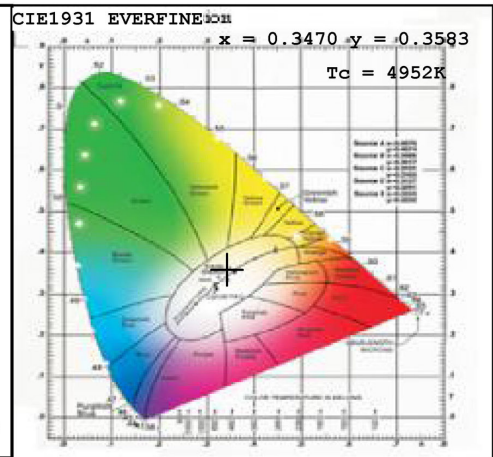
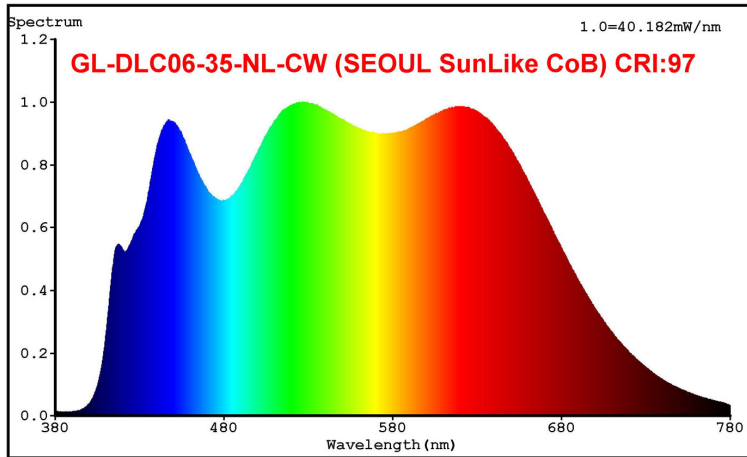
Spectroradiometric Parameters



Spectral Distribution

CIE1931 Chromaticity Diagram

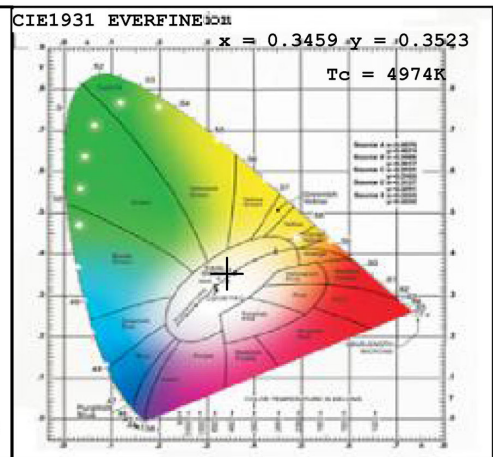
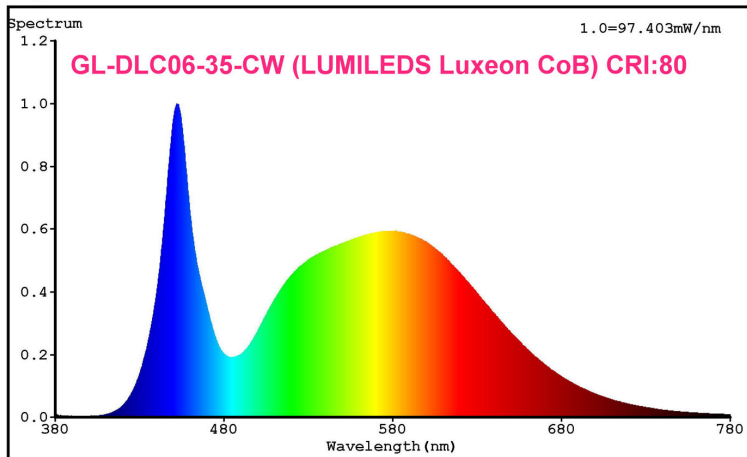
Spectroradiometric Parameters



Spectral Distribution

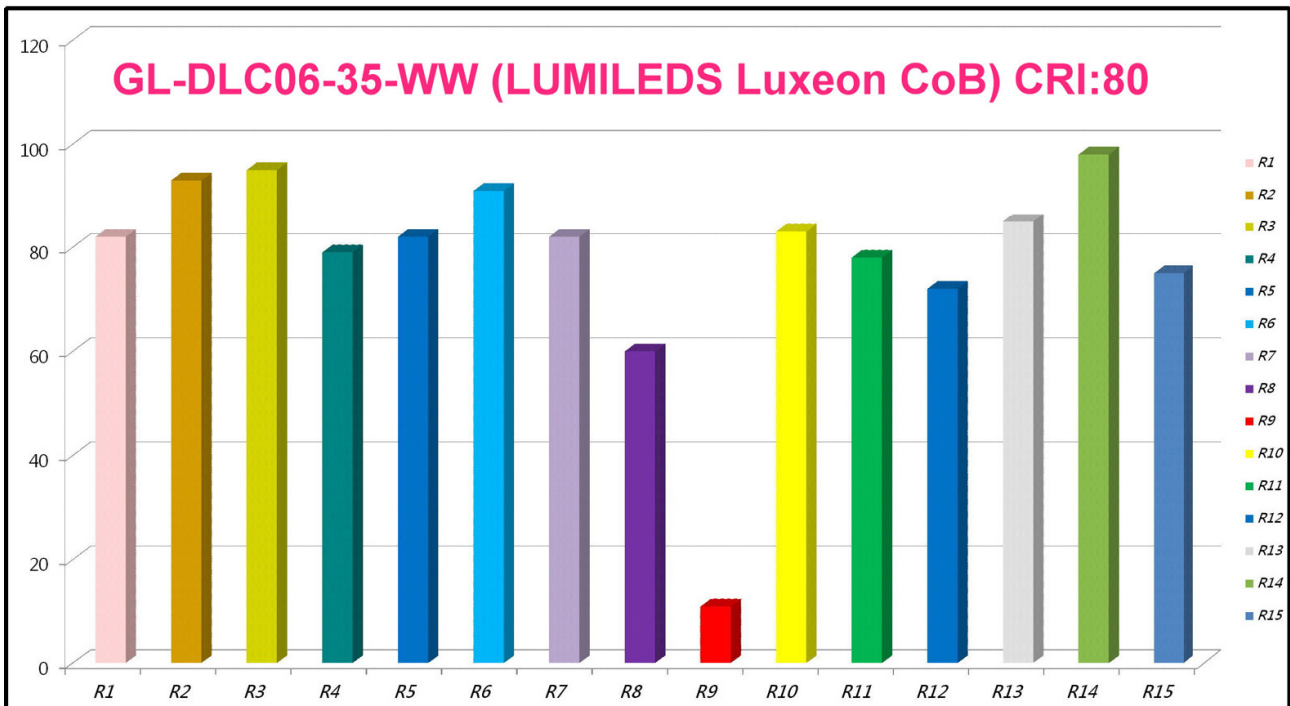
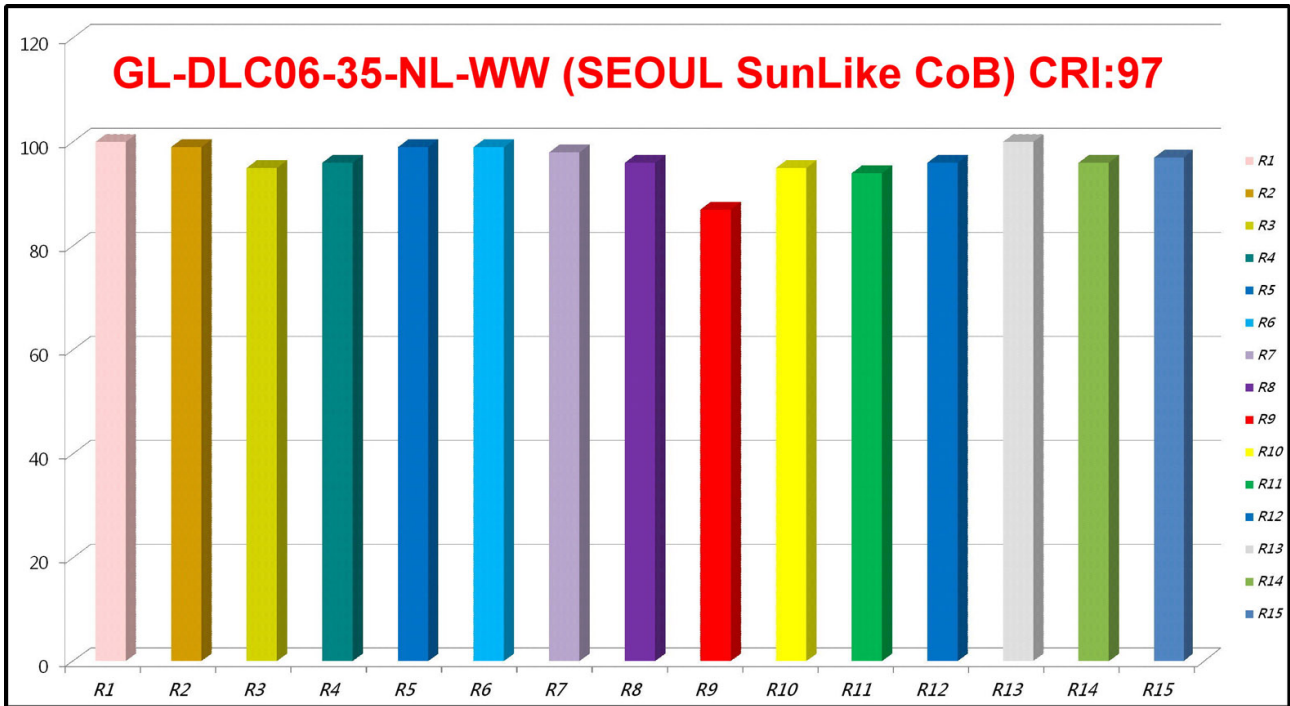
CIE1931 Chromaticity Diagram

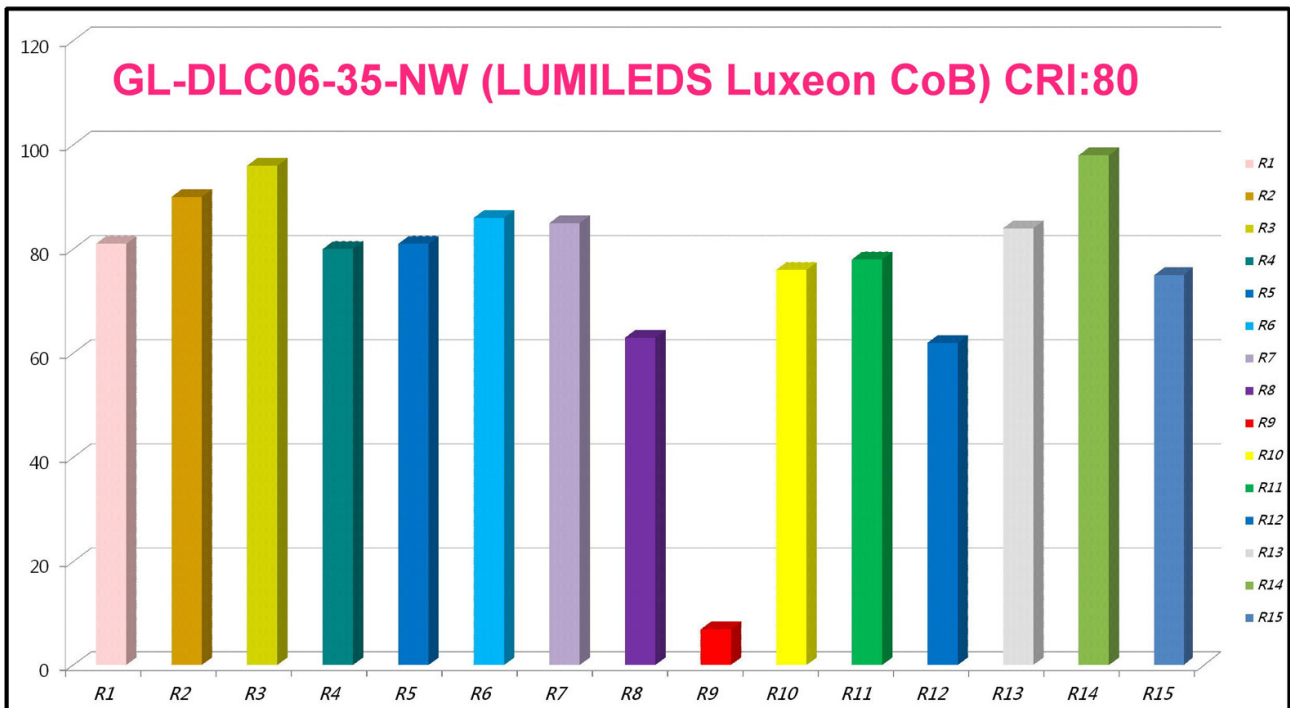
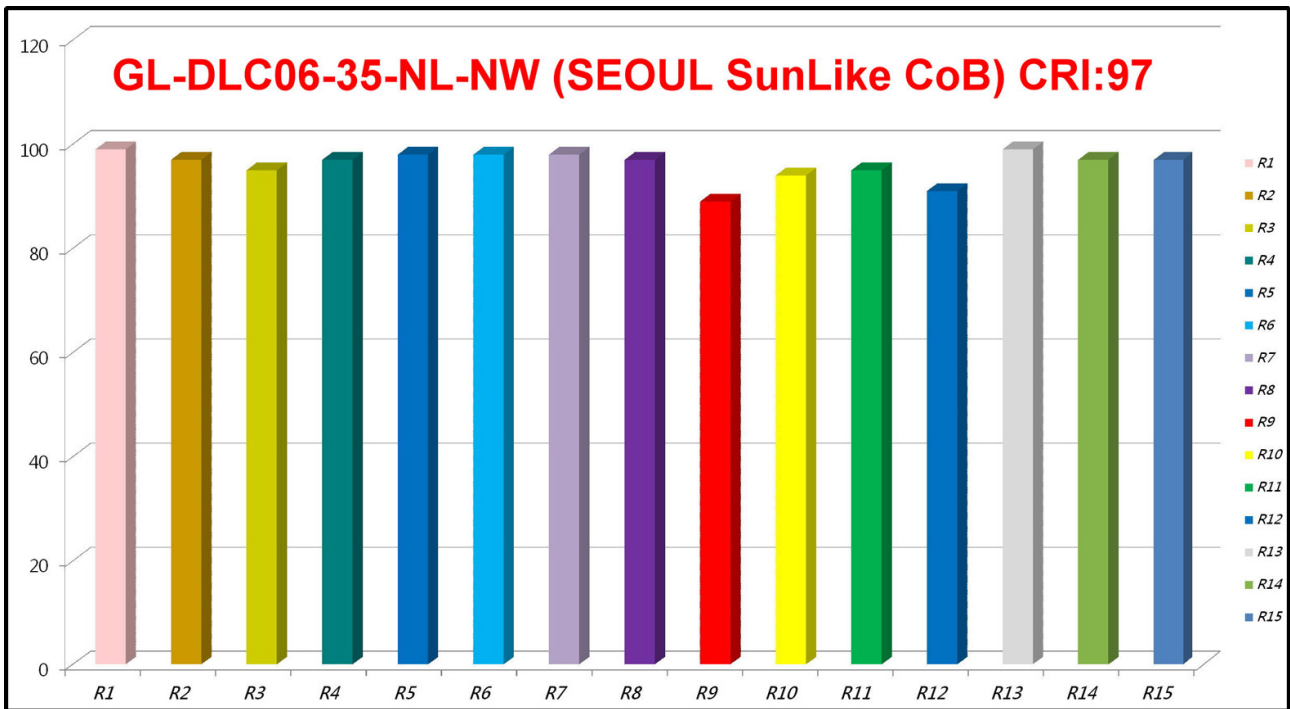
Spectroradiometric Parameters

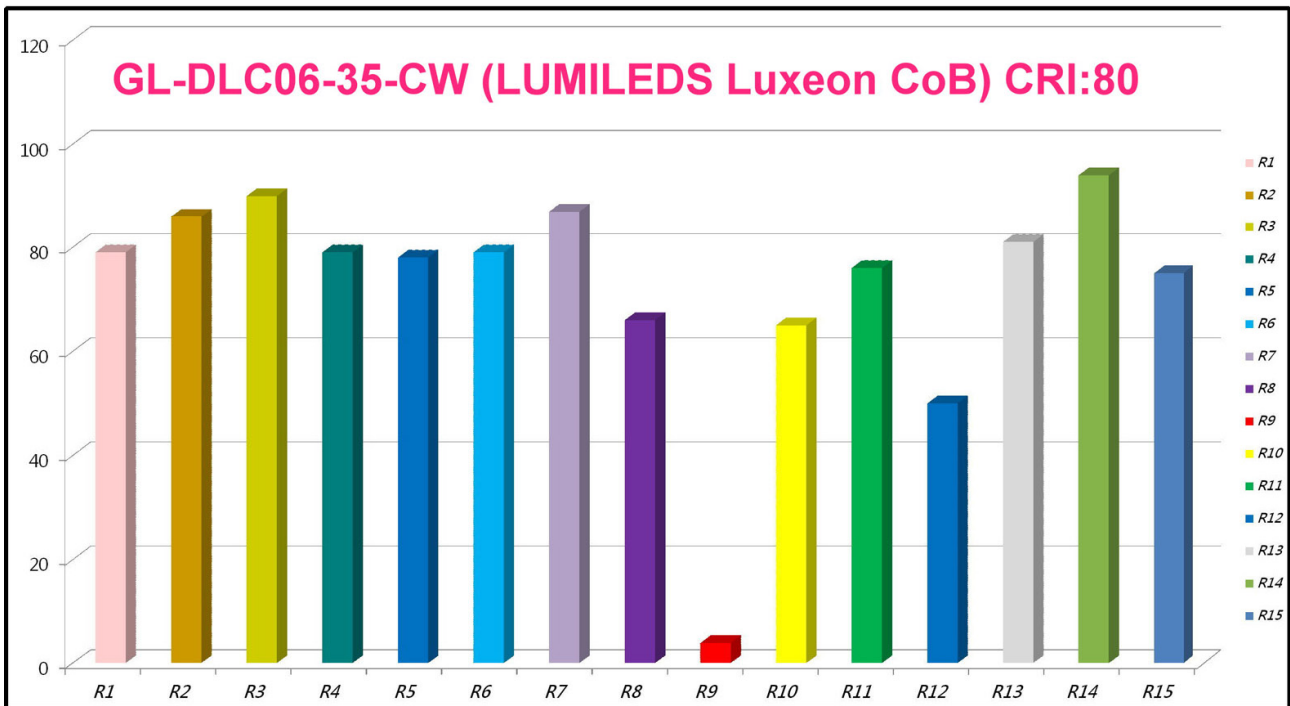
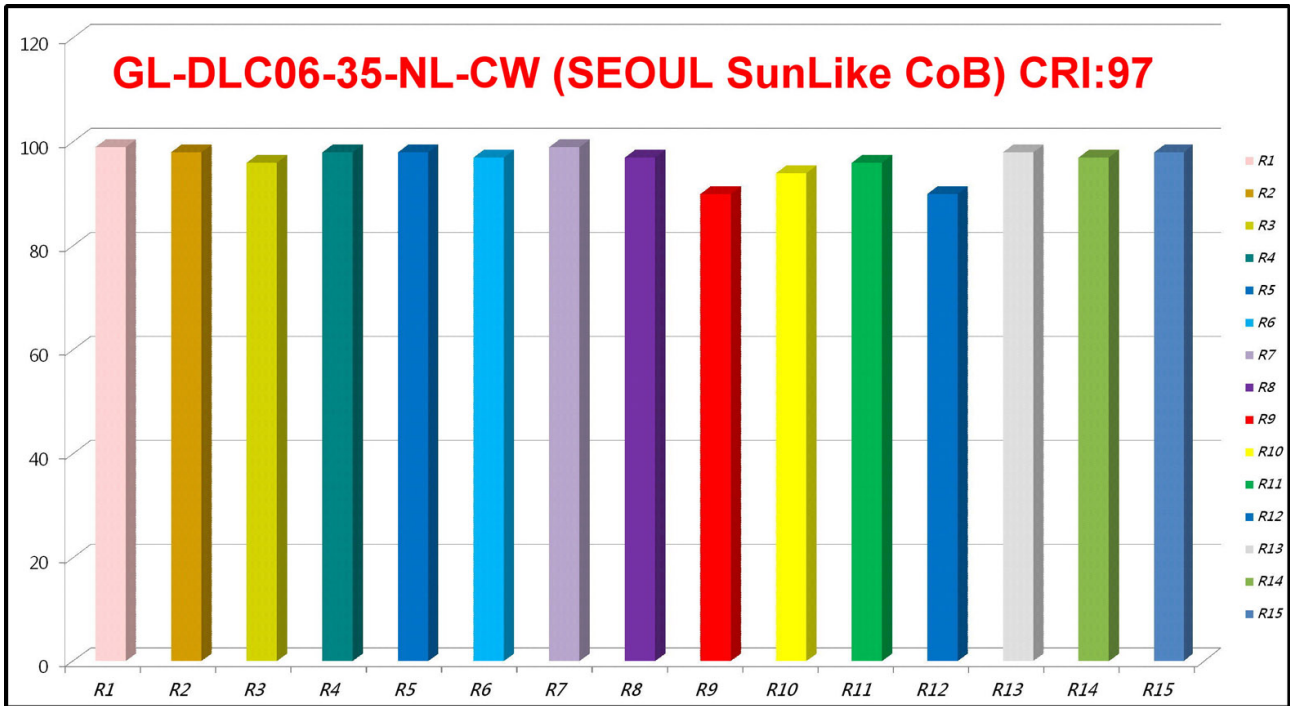


Spectral Distribution

CIE1931 Chromaticity Diagram







Gallery



**GL-DLC06-35-NL-WW
(SEOUL SunLike CoB) CRI:97**

**GL-DLC06-35-WW
(LUMILEDS Luxeon CoB) CRI:80**



